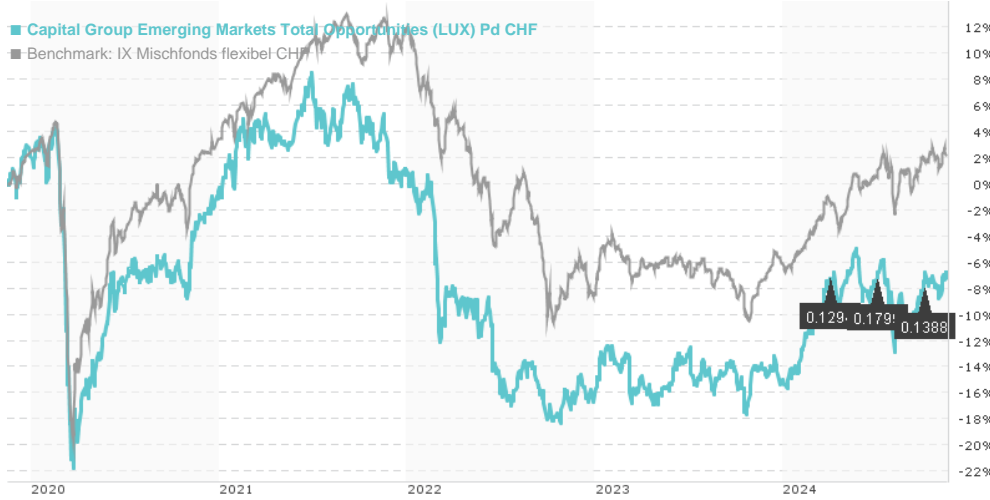


Capital Group Emerging Markets Total Opportunities (LUX) Pd CHF / LU1951435442 / A3CZ7T / Capital Int. M. Co.

Last 11/14/2024 <sup>1</sup>	Region	Branch	Type of yield	Type
11.29 CHF	Emerging Markets	Mixed fund/flexible	paying dividend	Mixed Fund



Risk key figures

SRI	1	2	3	4	5	6	7
Mountain-View Funds Rating <sup>2</sup>							EDA <sup>3</sup>
							73

Yearly Performance

2023	+1.69%
2022	-17.45%
2021	+1.20%
2020	-2.35%

Master data		Conditions		Other figures	
Fund type	Single fund	Issue surcharge	5.25%	Minimum investment	USD 100,000,000.00
Category	Mixed Fund	Planned administr. fee	0.00%	Savings plan	-
Sub category	Mixed fund/flexible	Deposit fees	0.08%	UCITS / OGAW	Yes
Fund domicile	Luxembourg	Redemption charge	0.00%	Performance fee	0.00%
Tranch volume	(11/14/2024) USD 0.048 mill.	Ongoing charges	-	Redeployment fee	0.00%
Total volume	(11/14/2024) USD 601.26 mill.	Dividends		Investment company	
Launch date	2/15/2019	01.10.2024	0.14 CHF	Capital Int. M. Co.	
KESt report funds	No	01.07.2024	0.18 CHF	37A, Avenue J-F Kennedy, 1855, Luxembourg	
Business year start	01.01.	02.04.2024	0.13 CHF	Luxembourg	
Sustainability type	-	02.01.2024	0.12 CHF	https://www.capitalgroup.com	
Fund manager	Arthur Caye, Patricio Ciarfaglia, Luis Freitas de Oliveira	02.10.2023	0.13 CHF		

Performance	1M	6M	YTD	1Y	2Y	3Y	5Y	Since start
Performance	+0.89%	-0.24%	+10.09%	+8.78%	+12.76%	-11.14%	-6.40%	-5.18%
Performance p.a.	-	-	-	+8.76%	+6.18%	-3.86%	-1.31%	-0.92%
Sharpe ratio	1.48	-0.40	1.09	0.75	0.42	-0.78	-0.41	-0.38
Volatility	5.68%	8.79%	7.98%	7.73%	7.60%	8.85%	10.46%	10.29%
Worst month	-	-1.70%	-1.70%	-1.70%	-2.28%	-6.71%	-15.39%	-15.39%
Best month	-	2.45%	4.27%	4.27%	4.27%	4.27%	6.73%	6.73%
Maximum loss	-1.87%	-8.29%	-8.29%	-8.29%	-8.29%	-22.48%	-25.00%	-

Distribution permission

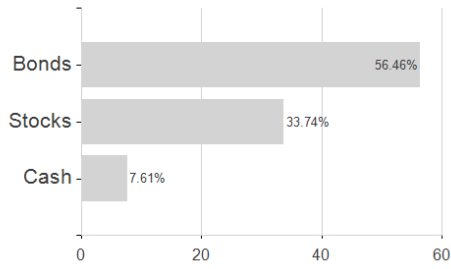
Austria, Germany, Switzerland, Luxembourg

1 Important note on update status: The displayed date refers exclusively to the calculation of the NAV.  
 2 The Mountain-View Data Fund Rating calculates a comparative ranking for funds using yield, volatility and trend data. For more information visit [MVD Funds Rating](#)  
 3 Displays the Ethical-Dynamical Ratio calculated according to standard criteria. The maximum value is 100. For more information visit [EDA](#)

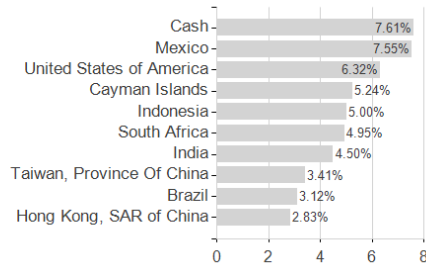
Capital Group Emerging Markets Total Opportunities (LUX) Pd CHF / LU1951435442 / A3CZ7T / Capital Int. M. Co.

Assessment Structure

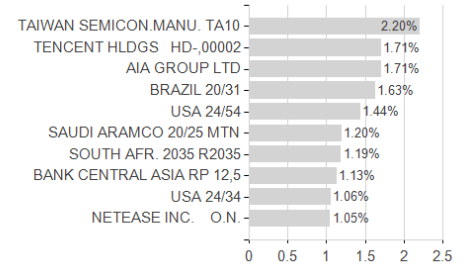
Assets



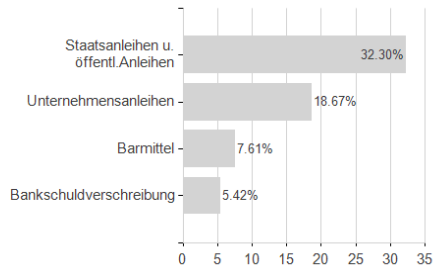
Countries



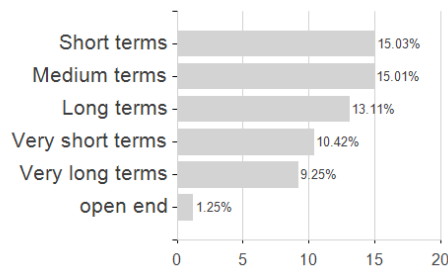
Largest positions



Issuer



Duration



Currencies

