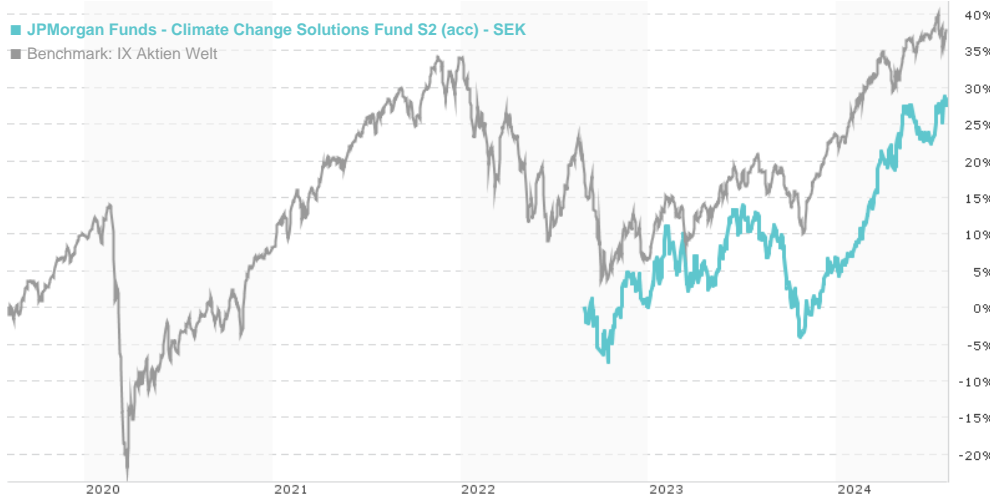


JPMorgan Funds - Climate Change Solutions Fund S2 (acc) - SEK / LU2525743105 / A3DTHA / JPMorgan AM (EU)

Last 08/01/2024 <sup>1</sup>	Region	Branch	Type of yield	Type
1277.52 SEK	Worldwide	Mixed Sectors	reinvestment	Equity Fund



Risk key figures							
SRI	1	2	3	4	5	6	7
Mountain-View Funds Rating <sup>2</sup>							EDA <sup>3</sup>
							89

Yearly Performance	
2023	+6.69%

Master data		Conditions		Other figures	
Fund type	Single fund	Issue surcharge	0.00%	Minimum investment	USD 10,000,000.00
Category	Equity	Planned administr. fee	0.00%	Savings plan	-
Sub category	Mixed Sectors	Deposit fees	0.00%	UCITS / OGAW	Yes
Fund domicile	Luxembourg	Redemption charge	0.00%	Performance fee	0.00%
Tranch volume	(08/01/2024) USD 150.96 mill.	Ongoing charges	-	Redeployment fee	0.00%
Total volume	(08/01/2024) USD 271.42 mill.	Dividends		Investment company	
Launch date	8/30/2022			JPMorgan AM (EU)	
KESt report funds	No			PO Box 275, 2012, Luxembourg	
Business year start	01.07.			Luxembourg	
Sustainability type	Climate			https://www.jpmorganassetmanagement.de	
Fund manager	Francesco C., Yazann R., Sara B.				

Performance	1M	6M	YTD	1Y	2Y	3Y	5Y	Since start
Performance	+4.00%	+18.73%	+19.46%	+13.05%	+27.75%	-	-	+27.75%
Performance p.a.	-	-	-	+13.01%	+13.58%	-	-	+13.58%
Sharpe ratio	4.23	3.48	3.07	0.82	-	-	-	0.75
Volatility	13.02%	10.76%	10.48%	11.43%	0.00%	0.00%	0.00%	13.30%
Worst month	-	-1.18%	-1.18%	-6.80%	-6.80%	0.00%	0.00%	-6.80%
Best month	-	7.69%	7.69%	7.69%	7.77%	0.00%	0.00%	7.77%
Maximum loss	-2.18%	-4.15%	-4.15%	-14.92%	0.00%	0.00%	0.00%	-

**Distribution permission**  
Austria, Germany, Switzerland, Luxembourg

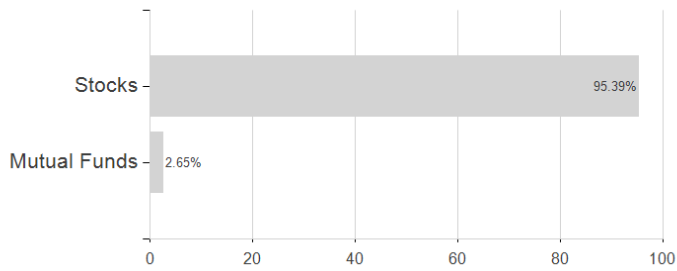
<sup>1</sup> Important note on update status: The displayed date refers exclusively to the calculation of the NAV.  
<sup>2</sup> The Mountain-View Data Fund Rating calculates a comparative ranking for funds using yield, volatility and trend data. For more information visit [MVD Funds Rating](#)

**JPMorgan Funds - Climate Change Solutions Fund S2 (acc) - SEK / LU2525743105 / A3DTHA / JPMorgan AM (EU)**

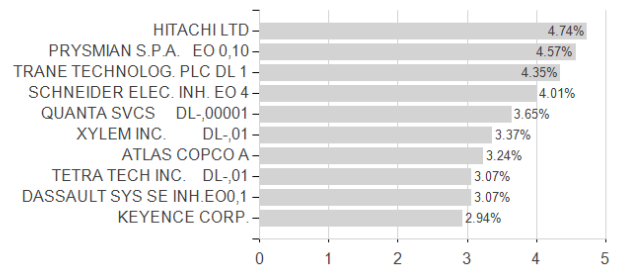
3 Displays the Ethical-Dynamical Ratio calculated according to standard criteria. The maximum value is 100. For more information visit [EDA](#)

Assessment Structure

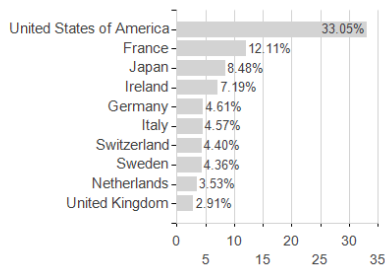
Assets



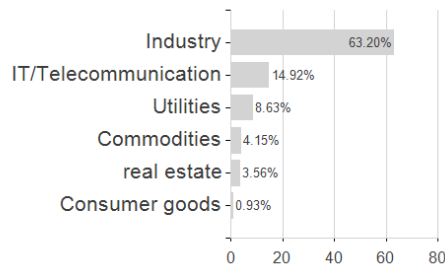
Largest positions



Countries



Branches



Currencies

