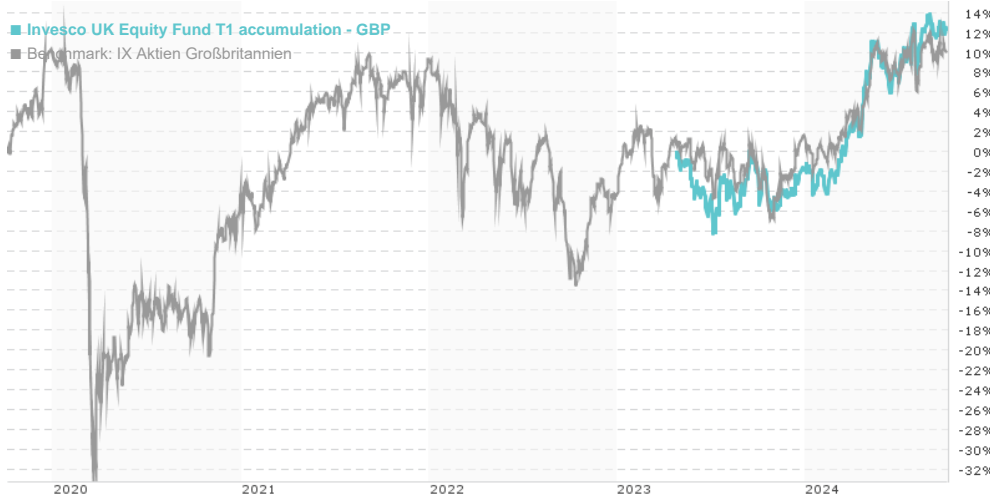


Invesco UK Equity Fund T1 accumulation - GBP / LU2601036523 / A3ED7X / Invesco Management

| | | | | |
|------------------------------|----------------|---------------|---------------|-------------|
| Last 10/03/2024 ¹ | Country | Branch | Type of yield | Type |
| 11.25 GBP | United Kingdom | Mixed Sectors | reinvestment | Equity Fund |



Risk key figures

SRI: 1 2 3 4 5 6 7

Mountain-View Funds Rating²: EDA³

53

Yearly Performance

| Master data | | Conditions | | Other figures | |
|---------------------|------------------------------|--|-------|---------------------------|------------------|
| Fund type | Single fund | Issue surcharge | 5.00% | Minimum investment | GBP 2,000,000.00 |
| Category | Equity | Planned administr. fee | 0.00% | Savings plan | - |
| Sub category | Mixed Sectors | Deposit fees | 0.01% | UCITS / OGAW | Yes |
| Fund domicile | Luxembourg | Redemption charge | 0.00% | Performance fee | 0.00% |
| Tranch volume | - | Ongoing charges | - | Redeployment fee | 0.00% |
| Total volume | (10/03/2024) GBP 83.79 mill. | Dividends | | Investment company | |
| Launch date | 4/26/2023 | Invesco Management | | | |
| KESt report funds | No | An der Welle 5, 60322, Frankfurt am Main | | | |
| Business year start | 29.02. | Germany | | | |
| Sustainability type | - | https://www.de.invesco.com | | | |
| Fund manager | Martin Walker, Bethany Shard | | | | |

| Performance | 1M | 6M | YTD | 1Y | 2Y | 3Y | 5Y | Since start |
|------------------|--------|---------|---------|---------|--------|-------|-------|-------------|
| Performance | -0.35% | +10.08% | +14.33% | +17.19% | - | - | - | +12.50% |
| Performance p.a. | - | - | - | +17.14% | - | - | - | +8.52% |
| Sharpe ratio | -0.81 | 1.54 | 1.52 | 1.30 | - | - | - | 0.48 |
| Volatility | 9.27% | 11.62% | 10.65% | 10.73% | 0.00% | 0.00% | 0.00% | 10.93% |
| Worst month | - | -1.67% | -1.67% | -4.76% | -4.76% | 0.00% | 0.00% | -4.76% |
| Best month | - | 5.46% | 5.46% | 5.46% | 5.46% | 0.00% | 0.00% | 5.46% |
| Maximum loss | -1.15% | -4.68% | -4.68% | -4.68% | 0.00% | 0.00% | 0.00% | - |

Distribution permission

Austria, Germany, Switzerland, Czech Republic

¹ Important note on update status: The displayed date refers exclusively to the calculation of the NAV.

² The Mountain-View Data Fund Rating calculates a comparative ranking for funds using yield, volatility and trend data. For more information visit [MVD Funds Rating](#)

³ Displays the Ethical-Dynamical Ratio calculated according to standard criteria. The maximum value is 100. For more information visit [EDA](#)

Invesco UK Equity Fund T1 accumulation - GBP / LU2601036523 / A3ED7X / Invesco Management

Investment strategy

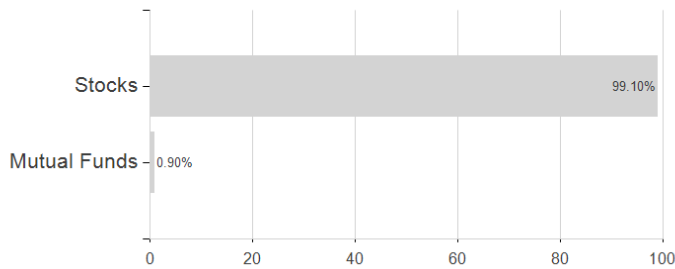
The Fund may use derivatives (complex instruments) to manage the Fund more efficiently, with the aim of reducing risk, reducing costs and/or generating additional capital or income. The Fund is actively managed and is not constrained by its benchmark, the FTSE All-Share Index (Total Return - Net), which is used for comparison purposes. However, the majority of the Fund's holdings are likely to be components of the benchmark. As an actively managed fund, this overlap will change and this statement may be updated from time to time.

Investment goal

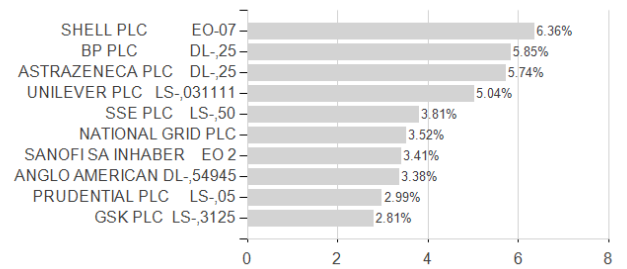
The objective of the Fund is to achieve capital growth. The Fund intends to invest primarily in shares of companies in the United Kingdom.

Assessment Structure

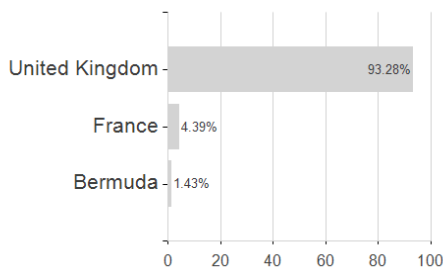
Assets



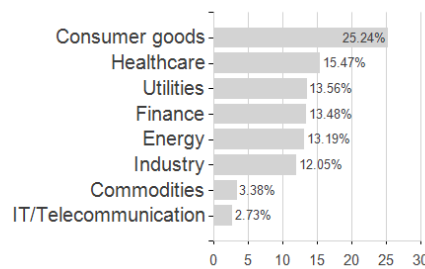
Largest positions



Countries



Branches



Currencies

