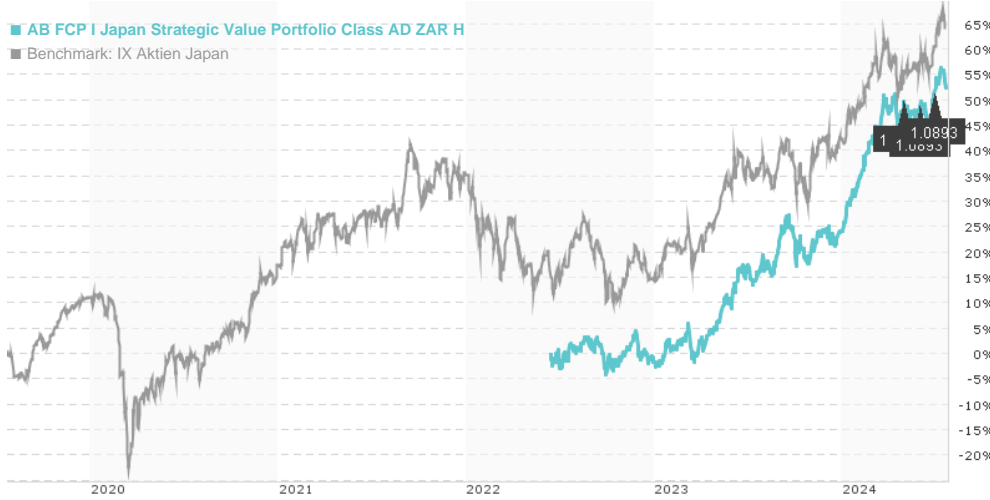


AB FCP I Japan Strategic Value Portfolio Class AD ZAR H / LU1035778700 / A3CP9P / AllianceBernstein LU

Last 07/22/2024 <sup>1</sup>	Country	Branch	Type of yield	Type
146.81 ZAR	Japan	Mixed Sectors	paying dividend	Equity Fund



Risk key figures

SRI	1	2	3	4	5	6	7
-----	---	---	---	---	---	---	---

Mountain-View Funds Rating<sup>2</sup> EDA<sup>3</sup>

▲▲▲▲▲	78
-------	----

Yearly Performance

2023	+26.28%
------	---------

Master data		Conditions		Other figures	
Fund type	Single fund	Issue surcharge	5.00%	Minimum investment	ZAR 20,000.00
Category	Equity	Planned administr. fee	0.00%	Savings plan	-
Sub category	Mixed Sectors	Deposit fees	0.00%	UCITS / OGAW	Yes
Fund domicile	Luxembourg	Redemption charge	0.00%	Performance fee	0.00%
Tranch volume	(07/22/2024) JPY 4.91 mill.	Ongoing charges	-	Redeployment fee	0.00%
Total volume	(07/22/2024) JPY 7,892.00 mill.	Dividends		Investment company	
Launch date	3/13/2014	28.06.2024	1.09 ZAR	AllianceBernstein LU	
KESt report funds	No	31.05.2024	1.09 ZAR	2-4, rue Eugene Ruppert, 2453, Luxembourg	
Business year start	01.09.	30.04.2024	1.09 ZAR	Luxembourg	
Sustainability type	-	28.03.2024	1.09 ZAR	https://www.alliancebernstein.com	
Fund manager	Atsushi Horikawa	29.02.2024	1.09 ZAR		

Performance	1M	6M	YTD	1Y	2Y	3Y	5Y	Since start
Performance	+3.58%	+15.27%	+22.68%	+31.22%	+49.44%	-	-	+52.68%
Performance p.a.	-	-	-	+31.32%	+22.21%	-	-	+22.24%
Sharpe ratio	5.01	2.28	3.30	2.11	1.44	-	-	1.41
Volatility	10.86%	12.84%	12.43%	13.12%	12.87%	0.00%	0.00%	13.14%
Worst month	-	-0.55%	-0.55%	-3.20%	-6.07%	-6.07%	0.00%	-6.07%
Best month	-	7.37%	7.37%	7.37%	7.37%	7.37%	0.00%	7.37%
Maximum loss	-2.56%	-4.76%	-4.76%	-8.05%	-8.05%	0.00%	0.00%	-

Distribution permission

Austria, Germany, Switzerland, Luxembourg

1 Important note on update status: The displayed date refers exclusively to the calculation of the NAV.

2 The Mountain-View Data Fund Rating calculates a comparative ranking for funds using yield, volatility and trend data. For more information visit [MVD Funds Rating](#)

3 Displays the Ethical-Dynamical Ratio calculated according to standard criteria. The maximum value is 100. For more information visit [EDA](#)

**AB FCP I Japan Strategic Value Portfolio Class AD ZAR H / LU1035778700 / A3CP9P / AllianceBernstein LU**

**Investment strategy**

Employing a disciplined, bottom-up approach that combines fundamental research with proprietary quantitative tools to identify attractive investment opportunities, with an emphasis on valuation

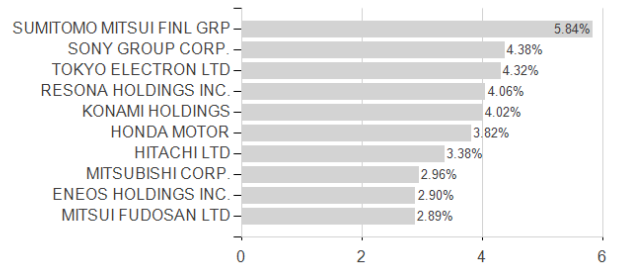
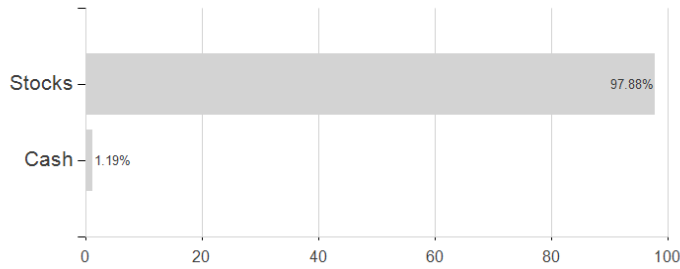
**Investment goal**

Seeks long-term capital growth by: - Investing primarily in Japanese stocks that offer compelling long-term return potential at attractive valuations - Taking a long-term perspective in order to capitalize on short-term market inefficiencies created by investors' overreaction to macroeconomic, industry, or companyspecific concern

**Assessment Structure**

**Assets**

**Largest positions**



**Countries**

**Branches**

**Currencies**

