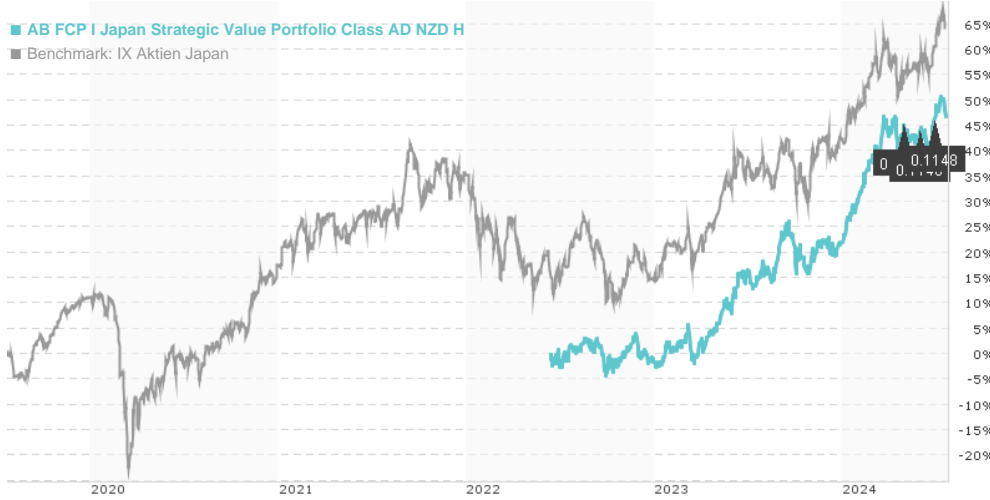


AB FCP I Japan Strategic Value Portfolio Class AD NZD H / LU1008672815 / A3CP7D / AllianceBernstein LU

Last 07/22/2024 <sup>1</sup>	Country	Branch	Type of yield	Type
21.31 NZD	Japan	Mixed Sectors	paying dividend	Equity Fund



Risk key figures							
SRI	1	2	3	4	5	6	7
Mountain-View Funds Rating <sup>2</sup>	EDA <sup>3</sup>						78

Yearly Performance	
2023	+23.88%

Master data		Conditions		Other figures	
Fund type	Single fund	Issue surcharge	5.00%	Minimum investment	NZD 3,000.00
Category	Equity	Planned administr. fee	0.00%	Savings plan	-
Sub category	Mixed Sectors	Deposit fees	0.00%	UCITS / OGAW	Yes
Fund domicile	Luxembourg	Redemption charge	0.00%	Performance fee	0.00%
Tranch volume	(07/22/2024) JPY 0.102 mill.	Ongoing charges	-	Redeployment fee	0.00%
Total volume	(07/22/2024) JPY 7,892.00 mill.	<b>Dividends</b>		<b>Investment company</b>	
Launch date	1/30/2014	28.06.2024	0.11 NZD	AllianceBernstein LU	
KESt report funds	No	31.05.2024	0.11 NZD	2-4, rue Eugene Ruppert, 2453, Luxembourg	
Business year start	01.09.	30.04.2024	0.11 NZD	Luxembourg	
Sustainability type	-	28.03.2024	0.11 NZD	https://www.alliancebernstein.com	
Fund manager	Atsushi Horikawa	29.02.2024	0.11 NZD		

Performance	1M	6M	YTD	1Y	2Y	3Y	5Y	Since start
Performance	+3.31%	+13.60%	+20.37%	+27.42%	+44.24%	-	-	+47.01%
Performance p.a.	-	-	-	+27.51%	+20.07%	-	-	+20.07%
Sharpe ratio	4.51	1.97	2.90	1.82	1.28	-	-	1.26
Volatility	10.88%	12.92%	12.46%	13.14%	12.82%	0.00%	0.00%	13.03%
Worst month	-	-0.87%	-0.87%	-3.58%	-6.20%	-6.20%	0.00%	-6.20%
Best month	-	6.80%	6.80%	6.80%	6.80%	6.80%	0.00%	6.80%
Maximum loss	-2.65%	-5.23%	-5.23%	-8.19%	-8.19%	0.00%	0.00%	-

Distribution permission

Austria, Germany, Switzerland, Luxembourg

<sup>1</sup> Important note on update status: The displayed date refers exclusively to the calculation of the NAV.

<sup>2</sup> The Mountain-View Data Fund Rating calculates a comparative ranking for funds using yield, volatility and trend data. For more information visit [MVD Funds Rating](#)

<sup>3</sup> Displays the Ethical-Dynamical Ratio calculated according to standard criteria. The maximum value is 100. For more information visit [EDA](#)

**AB FCP I Japan Strategic Value Portfolio Class AD NZD H / LU1008672815 / A3CP7D / AllianceBernstein LU**

**Investment strategy**

Employing a disciplined, bottom-up approach that combines fundamental research with proprietary quantitative tools to identify attractive investment opportunities, with an emphasis on valuation

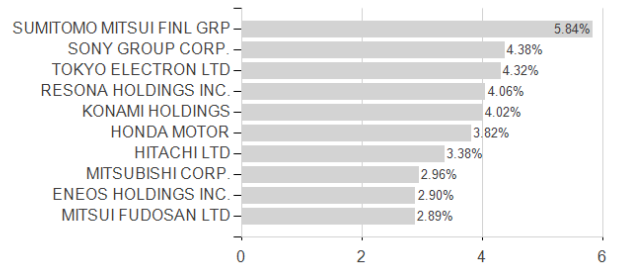
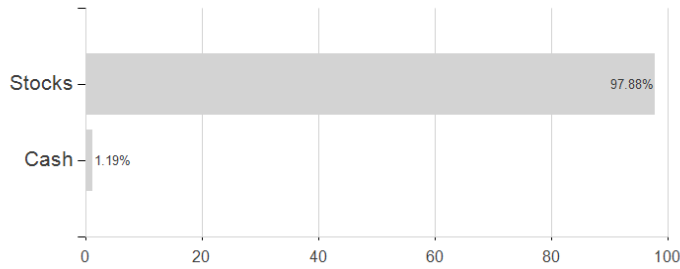
**Investment goal**

Seeks long-term capital growth by: - Investing primarily in Japanese stocks that offer compelling long-term return potential at attractive valuations - Taking a long-term perspective in order to capitalize on short-term market inefficiencies created by investors' overreaction to macroeconomic, industry, or companyspecific concern

**Assessment Structure**

**Assets**

**Largest positions**



**Countries**

**Branches**

**Currencies**

