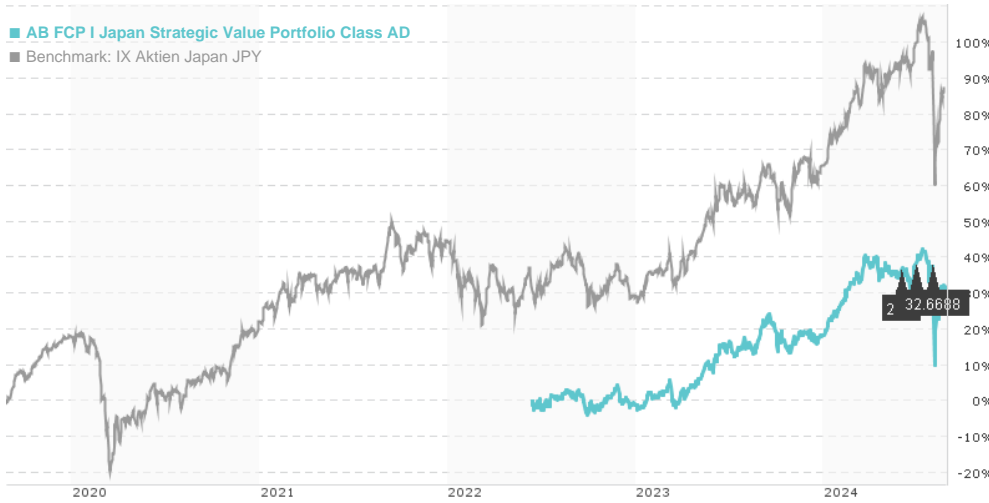


AB FCP I Japan Strategic Value Portfolio Class AD / LU1008672062 / A3CP68 / AllianceBernstein LU

Last 08/26/2024 ¹	Country	Branch	Type of yield	Type
14939.00 JPY	Japan	Mixed Sectors	paying dividend	Equity Fund

■ AB FCP I Japan Strategic Value Portfolio Class AD
■ Benchmark: IX Aktien Japan JPY



Risk key figures

SRI	1	2	3	4	5	6	7	
Mountain-View Funds Rating ²							EDA ³	77

Yearly Performance

2023	+19.89%
------	---------

Master data		Conditions		Other figures	
Fund type	Single fund	Issue surcharge	5.00%	Minimum investment	JPY 200,000.00
Category	Equity	Planned administr. fee	0.00%	Savings plan	-
Sub category	Mixed Sectors	Deposit fees	0.00%	UCITS / OGAW	Yes
Fund domicile	Luxembourg	Redemption charge	0.00%	Performance fee	0.00%
Tranch volume	(08/26/2024) JPY 116.65 mill.	Ongoing charges	-	Redeployment fee	0.00%
Total volume	(08/26/2024) JPY 8,136.66 mill.	Dividends		Investment company	
Launch date	1/30/2014	31.07.2024	32.67 JPY	AllianceBernstein LU	
KESt report funds	No	28.06.2024	25.00 JPY	2-4, rue Eugene Ruppert, 2453, Luxembourg	
Business year start	01.09.	31.05.2024	25.00 JPY	Luxembourg	
Sustainability type	-	30.04.2024	25.00 JPY	https://www.alliancebernstein.com	
Fund manager	Atsushi Horikawa	28.03.2024	25.00 JPY		

Performance	1M	6M	YTD	1Y	2Y	3Y	5Y	Since start
Performance	-1.19%	-1.11%	+11.13%	+12.58%	+29.03%	-	-	+31.86%
Performance p.a.	-	-	-	+12.62%	+13.57%	-	-	+13.38%
Sharpe ratio	-0.28	-0.21	0.58	0.42	0.57	-	-	0.57
Volatility	60.57%	27.36%	24.49%	21.60%	17.68%	0.00%	0.00%	17.31%
Worst month	-	-4.49%	-4.49%	-4.49%	-5.91%	-5.91%	0.00%	-5.91%
Best month	-	5.21%	6.34%	6.34%	6.57%	6.57%	0.00%	6.57%
Maximum loss	-20.20%	-22.74%	-22.74%	-22.74%	-22.74%	0.00%	0.00%	-

Distribution permission

Austria, Germany, Switzerland

¹ Important note on update status: The displayed date refers exclusively to the calculation of the NAV.

² The Mountain-View Data Fund Rating calculates a comparative ranking for funds using yield, volatility and trend data. For more information visit [MVD Funds Rating](#)

³ Displays the Ethical-Dynamical Ratio calculated according to standard criteria. The maximum value is 100. For more information visit [EDA](#)

AB FCP I Japan Strategic Value Portfolio Class AD / LU1008672062 / A3CP68 / AllianceBernstein LU

Investment strategy

Employing a disciplined, bottom-up approach that combines fundamental research with proprietary quantitative tools to identify attractive investment opportunities, with an emphasis on valuation

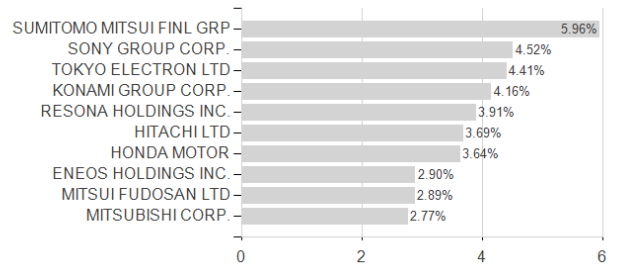
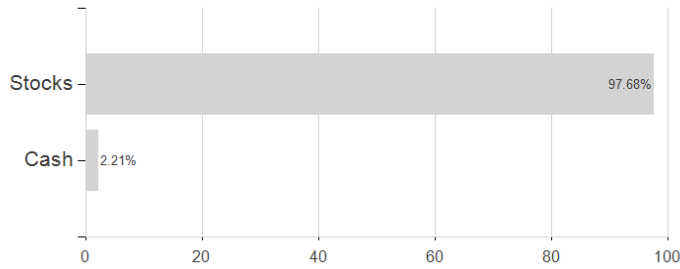
Investment goal

Seeks long-term capital growth by: - Investing primarily in Japanese stocks that offer compelling long-term return potential at attractive valuations - Taking a long-term perspective in order to capitalize on short-term market inefficiencies created by investors' overreaction to macroeconomic, industry, or companyspecific concern

Assessment Structure

Assets

Largest positions



Countries

Branches

Currencies

