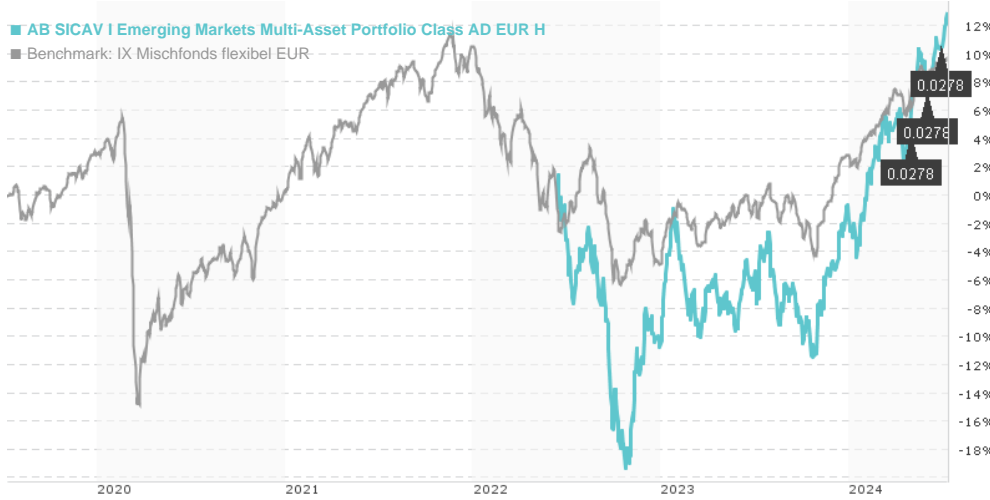


AB SICAV I Emerging Markets Multi-Asset Portfolio Class AD EUR H / LU0683596356 / A3CP36 / AllianceBernstein LU

Last 07/10/2024 ¹	Region	Branch	Type of yield	Type
10.48 EUR	Emerging Markets	Mixed fund/flexible	paying dividend	Mixed Fund

■ AB SICAV I Emerging Markets Multi-Asset Portfolio Class AD EUR H
■ Benchmark: IX Mischfonds flexibel EUR



Risk key figures

SRI	1	2	3	4	5	6	7	
Mountain-View Funds Rating ²							EDA ³	75

Yearly Performance

2023	+11.28%
------	---------

Master data		Conditions		Other figures	
Fund type	Single fund	Issue surcharge	5.00%	Minimum investment	EUR 2,000.00
Category	Mixed Fund	Planned administr. fee	0.00%	Savings plan	-
Sub category	Mixed fund/flexible	Deposit fees	0.50%	UCITS / OGAW	Yes
Fund domicile	Luxembourg	Redemption charge	0.00%	Performance fee	0.00%
Tranch volume	(07/10/2024) USD 6.79 mill.	Ongoing charges	-	Redeployment fee	0.00%
Total volume	(07/10/2024) USD 645.56 mill.	Dividends		Investment company	
Launch date	3/21/2013	28.06.2024	0.03 EUR	AllianceBernstein LU	
KESt report funds	No	31.05.2024	0.03 EUR	2-4, rue Eugene Ruppert, 2453, Luxembourg	
Business year start	01.06.	30.04.2024	0.03 EUR	Luxembourg	
Sustainability type	-	28.03.2024	0.03 EUR	https://www.alliancebernstein.com	
Fund manager	Richard Cao, Christian DiClementi, Sammy Suzuki	29.02.2024	0.03 EUR		

Performance	1M	6M	YTD	1Y	2Y	3Y	5Y	Since start
Performance	+4.15%	+16.12%	+13.52%	+21.60%	+20.05%	-	-	+12.83%
Performance p.a.	-	-	-	+21.54%	+9.57%	-	-	+5.99%
Sharpe ratio	11.01	3.44	2.61	1.79	0.53	-	-	0.20
Volatility	5.47%	9.08%	9.14%	10.00%	11.08%	0.00%	0.00%	11.28%
Worst month	-	-0.88%	-0.88%	-4.45%	-11.54%	-11.54%	0.00%	-11.54%
Best month	-	4.83%	4.83%	7.31%	12.66%	12.66%	0.00%	12.66%
Maximum loss	-0.77%	-3.82%	-3.82%	-9.09%	-17.50%	0.00%	0.00%	-

Distribution permission

Austria, Germany, Switzerland

¹ Important note on update status: The displayed date refers exclusively to the calculation of the NAV.

² The Mountain-View Data Fund Rating calculates a comparative ranking for funds using yield, volatility and trend data. For more information visit [MVD Funds Rating](#)

³ Displays the Ethical-Dynamical Ratio calculated according to standard criteria. The maximum value is 100. For more information visit [EDA](#)

AB SICAV I Emerging Markets Multi-Asset Portfolio Class AD EUR H / LU0683596356 / A3CP36 / AllianceBernstein LU

Investment strategy

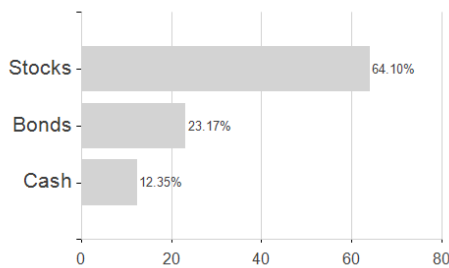
The Portfolio may invest in all markets on which these equity securities are traded, such as China Connect Scheme markets for China A-shares and offshore equity markets for H-shares, as well as other offshore equity markets. The Portfolio may also invest in China through the QFI Scheme. The Portfolio may utilise all bond markets where these debt securities are traded including Bond Connect. The Portfolio may invest in, or be exposed up to (i) 30% in equity or debt securities from issuers in developed markets that may benefit from opportunities in emerging market countries and (ii) 20% in structured products such as asset-backed and mortgage-backed securities. The Portfolio may be exposed to any currency. The Portfolio uses derivatives to a significant extent for hedging (reducing risks), efficient portfolio management, and other investment purposes (including to gain additional exposure and to take synthetic short positions).

Investment goal

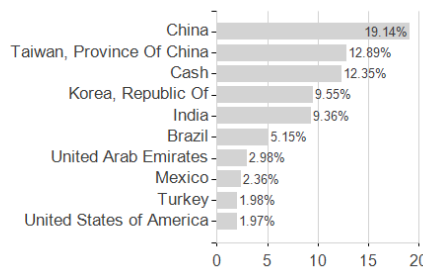
The Portfolio seeks to increase the value of your investment over time through a combination of income and capital growth (total return) while seeking to moderate volatility. Under normal market conditions, the Portfolio typically invests in equity securities and debt securities of any credit quality (including below Investment Grade debt securities) from emerging market issuers. The Portfolio may also seek exposure to other asset classes such as commodities, real estate, currencies and interest rates, as well as to any other eligible indices. The Portfolio is not limited in its exposure to equities, debt securities or currencies.

Assessment Structure

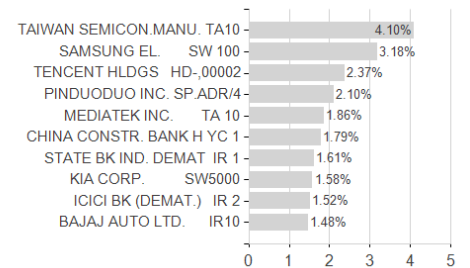
Assets



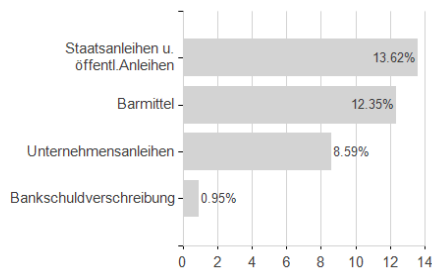
Countries



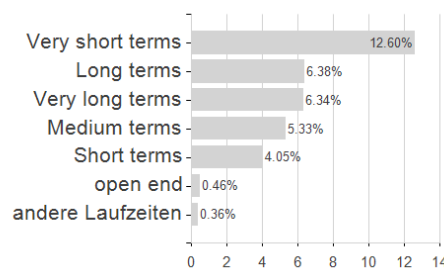
Largest positions



Issuer



Duration



Currencies

