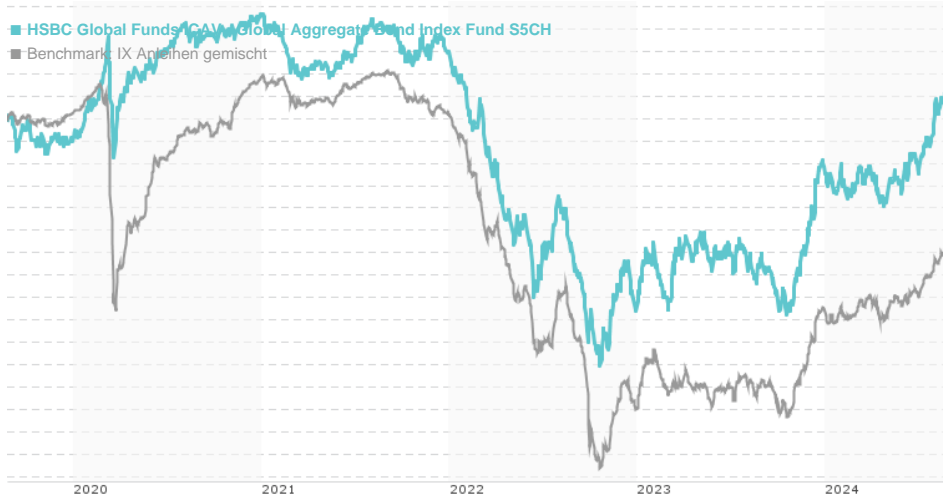


HSBC Global Funds ICAV - Global Aggregate Bond Index Fund S5CH / IE00BF5DZ259 / A2JLV0 / HSBC Inv. Funds

Last 08/22/2024 ¹	Region	Branch	Type of yield	Type
11.22 USD	Worldwide	Bonds: Mixed	reinvestment	Fixed-Income Fund



Risk key figures

SRI	1	2	3	4	5	6	7
Mountain-View Funds Rating ²	EDA ³						
-	72						

Yearly Performance

2023	+7.09%
2022	-11.27%
2021	-1.46%
2020	+5.64%
2019	+8.06%

Master data		Conditions		Other figures	
Fund type	Single fund	Issue surcharge	0.00%	Minimum investment	USD 100,000,000.00
Category	Bonds	Planned administr. fee	0.00%	Savings plan	-
Sub category	Bonds: Mixed	Deposit fees	0.00%	UCITS / OGAW	Yes
Fund domicile	Ireland	Redemption charge	0.00%	Performance fee	0.00%
Tranch volume	(08/22/2024) USD 3,223.37 mill.	Ongoing charges	-	Redeployment fee	0.00%
Total volume	(03/28/2024) USD 11,678.98 mill.	Dividends		Investment company	
Launch date	11/14/2018	HSBC Inv. Funds (LU)			
KESt report funds	Yes	18, Boulevard de Kockelscheuer, 1821, Luxembourg			
Business year start	01.01.	Luxembourg			
Sustainability type	-	www.assetmanagement.hsbc.lu			
Fund manager	HSBC Passive Fixed Income Team				

Performance	1M	6M	YTD	1Y	2Y	3Y	5Y	Since start
Performance	+2.10%	+4.48%	+3.13%	+8.73%	+6.86%	-3.19%	+1.54%	+12.21%
Performance p.a.	-	-	-	+8.70%	+3.37%	-1.07%	+0.31%	+2.01%
Sharpe ratio	7.26	1.47	0.36	1.23	-0.04	-0.99	-0.78	-0.39
Volatility	3.33%	3.83%	3.86%	4.23%	4.77%	4.67%	4.13%	3.94%
Worst month	-	-1.65%	-1.65%	-1.82%	-3.17%	-3.17%	-3.17%	-3.17%
Best month	-	1.84%	3.23%	3.43%	3.43%	3.43%	3.43%	3.43%
Maximum loss	-0.62%	-1.84%	-1.93%	-2.97%	-5.81%	-14.67%	-14.96%	-

Distribution permission

Austria, Germany, Switzerland

HSBC Global Funds ICAV - Global Aggregate Bond Index Fund S5CH / IE00BF5DZ259 / A2JLV0 / HSBC Inv. Funds

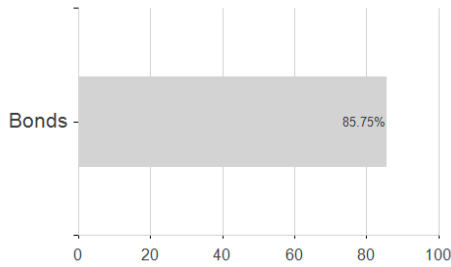
1 Important note on update status: The displayed date refers exclusively to the calculation of the NAV.

2 The Mountain-View Data Fund Rating calculates a comparative ranking for funds using yield, volatility and trend data. For more information visit [MVD Funds Rating](#)

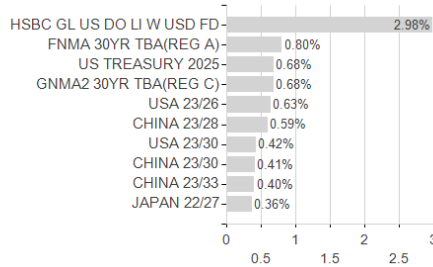
3 Displays the Ethical-Dynamical Ratio calculated according to standard criteria. The maximum value is 100. For more information visit [EDA](#)

Assessment Structure

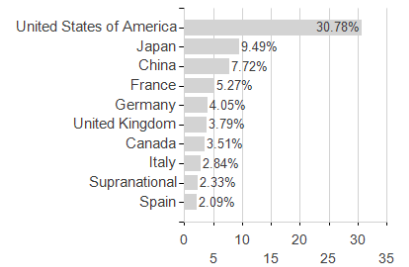
Assets



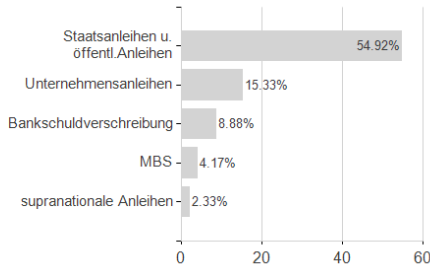
Largest positions



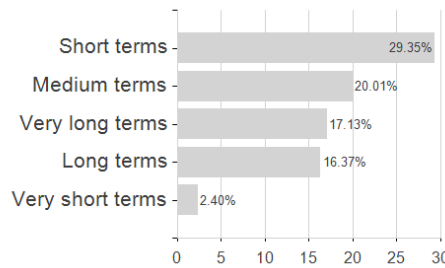
Countries



Issuer



Duration



Currencies

