

Goldman Sachs Global Equity Impact Opportunities - I Cap PLN (hedged i) / LU0629872861 / A3EBBW / Goldman

Last 07/03/2024 ¹	Region	Branch	Type of yield	Type
65276.84 PLN	Worldwide	Mixed Sectors	reinvestment	Equity Fund



Risk key figures

SRI: 1 2 3 4 5 6 7

Mountain-View Funds Rating²: EDA³

▲ ▲ ▲ ▲ ▲ ▲ 88

Yearly Performance

Master data		Conditions		Other figures	
Fund type	Single fund	Issue surcharge	2.00%	Minimum investment	EUR 250,000.00
Category	Equity	Planned administr. fee	0.00%	Savings plan	-
Sub category	Mixed Sectors	Deposit fees	0.00%	UCITS / OGAW	Yes
Fund domicile	Luxembourg	Redemption charge	0.00%	Performance fee	0.00%
Tranch volume	-	Ongoing charges	-	Redeployment fee	0.00%
Total volume	(07/03/2024) EUR 255.12 mill.	Dividends		Investment company	
Launch date	6/30/2011	Goldman Sachs AM BV			
KESt report funds	No	Schenkkade 65, 2509, LL Den Haag			
Business year start	01.10.	Netherlands			
Sustainability type	Ethics/ecology	www.gsam.com			
Fund manager	Ivo Luiten, Huub van der Riet, Marina Iodice				

Performance	1M	6M	YTD	1Y	2Y	3Y	5Y	Since start
Performance	+2.51%	+11.93%	+10.10%	+10.49%	-	-	-	+10.75%
Performance p.a.	-	-	-	+10.46%	-	-	-	+7.99%
Sharpe ratio	4.97	2.34	1.90	0.65	-	-	-	0.39
Volatility	6.32%	9.24%	9.19%	10.37%	0.00%	0.00%	0.00%	10.98%
Worst month	-	-0.92%	-0.92%	-5.39%	-5.39%	0.00%	0.00%	-5.39%
Best month	-	4.37%	5.54%	9.66%	9.66%	0.00%	0.00%	9.66%
Maximum loss	-1.25%	-3.73%	-3.73%	-16.01%	0.00%	0.00%	0.00%	-

Distribution permission

Austria, Germany, Switzerland

¹ Important note on update status: The displayed date refers exclusively to the calculation of the NAV.

² The Mountain-View Data Fund Rating calculates a comparative ranking for funds using yield, volatility and trend data. For more information visit [MVD Funds Rating](#)

³ Displays the Ethical-Dynamical Ratio calculated according to standard criteria. The maximum value is 100. For more information visit [EDA](#)

DISCLAIMER: The information on this page are for informational purposes only and should neither an offer to sell nor a solicitation for the purchase of the security or recommendation in favor of the security to be understood. baha GmbH assumes no liability despite thorough searches for the accuracy of the data.

Funds data from: www.mountain-view.com. Fact Sheet created by: www.baha.com

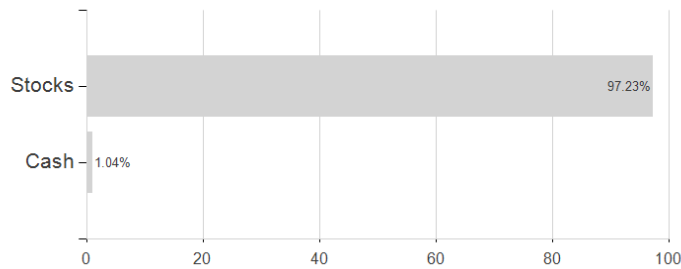
Goldman Sachs Global Equity Impact Opportunities - I Cap PLN (hedged i) / LU0629872861 / A3EBBW / Goldman

Investment goal

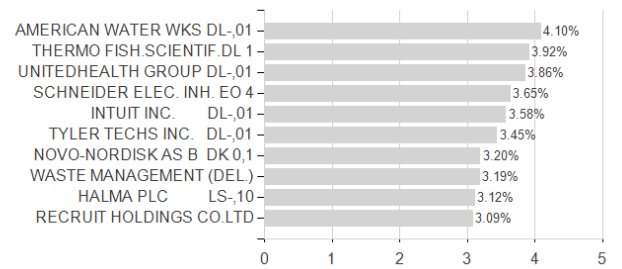
The sub-fund invests primarily in a diversified portfolio of shares and/or transferable securities issued by companies incorporated, quoted or traded in any industrialised country that are likely to yield higher earnings growth than the global average. The sub-fund's benchmark is the MSCI World Growth Index.

Assessment Structure

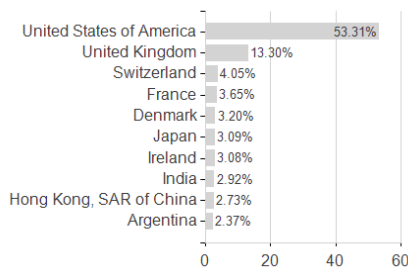
Assets



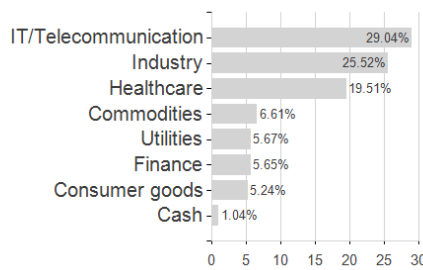
Largest positions



Countries



Branches



Currencies

