

Goldman Sachs Asia Equity Income - Y Dis(M) USD / LU1273034956 / A3EA8D / Goldman Sachs AM BV

Last 11/14/2024 ¹	Region	Branch	Type of yield	Type
145.47 USD	Asia/Pacific ex Japan	Mixed Sectors	paying dividend	Equity Fund



Risk key figures

SRI: 1 2 3 4 **5** 6 7

Mountain-View Funds Rating²: EDA³

74

Yearly Performance

Master data		Conditions		Other figures	
Fund type	Single fund	Issue surcharge	0.00%	Minimum investment	UNT 0
Category	Equity	Planned administr. fee	0.00%	Savings plan	-
Sub category	Mixed Sectors	Deposit fees	0.00%	UCITS / OGAW	Yes
Fund domicile	Luxembourg	Redemption charge	0.00%	Performance fee	0.00%
Tranch volume	-	Ongoing charges	-	Redeployment fee	0.00%
Total volume	(11/14/2024) USD 112.42 mill.	Dividends		Investment company	
Launch date	10/29/2015	04.11.2024	0.46 USD	Goldman Sachs AM BV	
KESt report funds	No	02.10.2024	0.46 USD	Schenkkade 65, 2509, LL Den Haag	
Business year start	01.10.	04.09.2024	0.46 USD	Netherlands	
Sustainability type	-	02.08.2024	0.46 USD	www.gsam.com	
Fund manager	-				

Performance	1M	6M	YTD	1Y	2Y	3Y	5Y	Since start
Performance	-5.53%	+4.92%	+13.94%	+17.66%	-	-	-	+5.87%
Performance p.a.	-	-	-	+17.61%	-	-	-	+3.42%
Sharpe ratio	-2.61	0.39	0.81	0.92	-	-	-	0.03
Volatility	19.86%	18.08%	16.29%	15.92%	0.00%	0.00%	0.00%	15.69%
Worst month	-	-3.96%	-3.96%	-3.96%	-7.02%	0.00%	0.00%	-7.02%
Best month	-	6.09%	6.09%	6.09%	6.09%	0.00%	0.00%	6.09%
Maximum loss	-5.55%	-11.24%	-11.24%	-11.24%	0.00%	0.00%	0.00%	-

Distribution permission

Austria, Germany, Switzerland, Luxembourg, Czech Republic

1 Important note on update status: The displayed date refers exclusively to the calculation of the NAV.
 2 The Mountain-View Data Fund Rating calculates a comparative ranking for funds using yield, volatility and trend data. For more information visit [MVD Funds Rating](#)
 3 Displays the Ethical-Dynamical Ratio calculated according to standard criteria. The maximum value is 100. For more information visit [EDA](#)

Goldman Sachs Asia Equity Income - Y Dis(M) USD / LU1273034956 / A3EA8D / Goldman Sachs AM BV

Investment strategy

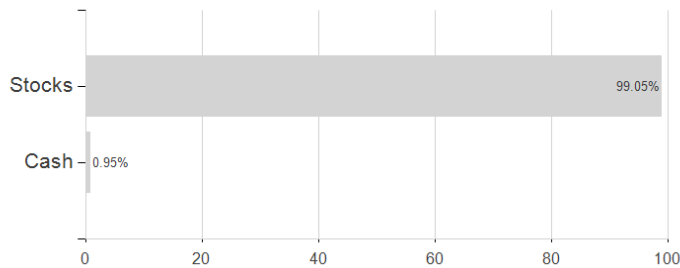
It aims to reach the objective by predominantly allocating its assets to a diversified portfolio of shares of companies established, listed or traded in the Asian region excluding Japan and Australia with a focus on securities expected to offer higher dividend yields. The fund uses active management and seeks to achieve its investment objectives based on fundamental analysis, with deviation limits maintained relative to the MSCI AC Asia Ex-Japan (NR). Its investments will therefore materially deviate from the MSCI AC Asia Ex-Japan (NR). Measured over a period of several years, the fund aims to outperform the MSCI AC Asia Ex-Japan (NR). The MSCI AC Asia Ex-Japan (NR) is a broad representation of our investment universe. The fund may also include investments into securities that are not part of the index universe. The Fund may also invest directly, up to 20% of its net assets, in mainland China via Stock Connect which is the mutual market access program through which investors can deal in selected securities.

Investment goal

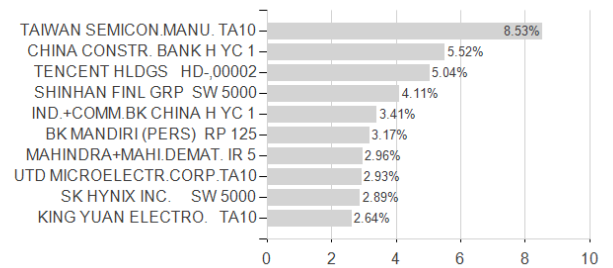
The fund's objective is to provide investors capital appreciation and income.

Assessment Structure

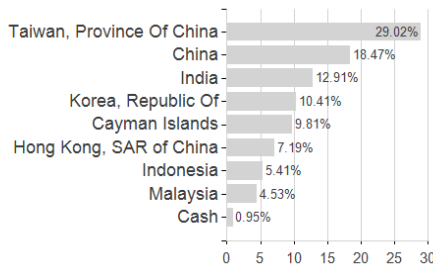
Assets



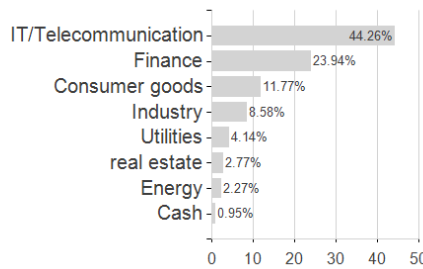
Largest positions



Countries



Branches



Currencies

