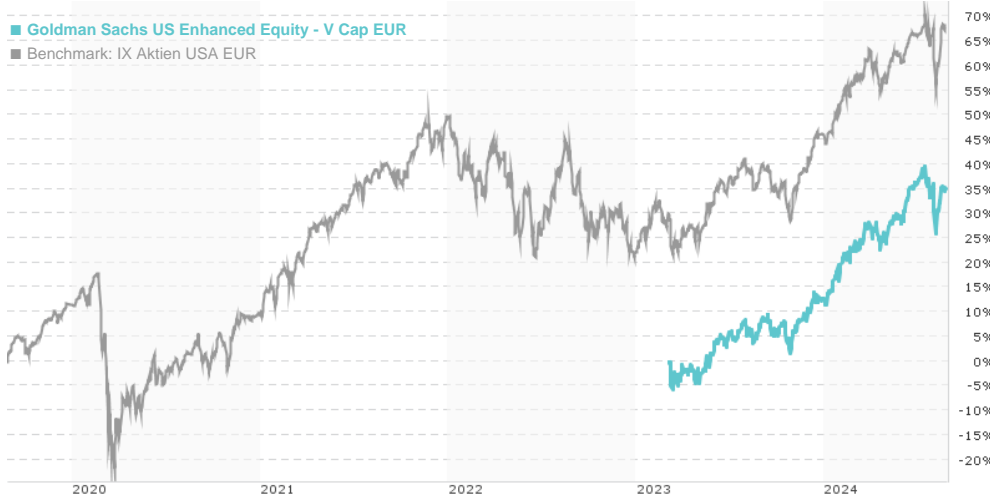


Goldman Sachs US Enhanced Equity - V Cap EUR / LU0354744046 / A0NHHA / Goldman Sachs AM BV

| | | | | |
|------------------------------|--------------------------|---------------|---------------|-------------|
| Last 08/26/2024 ¹ | Country | Branch | Type of yield | Type |
| 627.95 EUR | United States of America | Mixed Sectors | reinvestment | Equity Fund |



Risk key figures

SRI: 1 2 3 4 **5** 6 7

Mountain-View Funds Rating²: **EDA³**

▲ ▲ ▲ ▲ ▲ 68

Yearly Performance

| Master data | | Conditions | | Other figures | |
|---------------------|-------------------------------|----------------------------------|-------|--------------------|-------|
| Fund type | Single fund | Issue surcharge | 0.00% | Minimum investment | UNT 0 |
| Category | Equity | Planned administr. fee | 0.00% | Savings plan | - |
| Sub category | Mixed Sectors | Deposit fees | 0.00% | UCITS / OGAW | Yes |
| Fund domicile | Luxembourg | Redemption charge | 0.00% | Performance fee | 0.00% |
| Tranch volume | - | Ongoing charges | - | Redeployment fee | 0.00% |
| Total volume | (08/26/2024) USD 229.22 mill. | Dividends | | Investment company | |
| Launch date | 6/30/2008 | Goldman Sachs AM BV | | | |
| KESt report funds | No | Schenkkade 65, 2509, LL Den Haag | | | |
| Business year start | 01.10. | Netherlands | | | |
| Sustainability type | - | www.gsam.com | | | |
| Fund manager | - | | | | |

| Performance | 1M | 6M | YTD | 1Y | 2Y | 3Y | 5Y | Since start |
|------------------|--------|---------|---------|---------|--------|-------|-------|-------------|
| Performance | +0.19% | +10.39% | +19.81% | +27.12% | - | - | - | +35.06% |
| Performance p.a. | - | - | - | +27.20% | - | - | - | +22.57% |
| Sharpe ratio | -0.06 | 1.30 | 2.06 | 1.79 | - | - | - | 1.40 |
| Volatility | 23.07% | 14.11% | 13.88% | 13.30% | 0.00% | 0.00% | 0.00% | 13.63% |
| Worst month | - | -3.41% | -3.41% | -3.41% | -3.41% | 0.00% | 0.00% | -3.41% |
| Best month | - | 6.15% | 6.15% | 6.15% | 6.15% | 0.00% | 0.00% | 6.15% |
| Maximum loss | -7.50% | -9.95% | -9.95% | -9.95% | 0.00% | 0.00% | 0.00% | - |

Distribution permission

Austria, Germany, Luxembourg

1 Important note on update status: The displayed date refers exclusively to the calculation of the NAV.
 2 The Mountain-View Data Fund Rating calculates a comparative ranking for funds using yield, volatility and trend data. For more information visit [MVD Funds Rating](#)
 3 Displays the Ethical-Dynamical Ratio calculated according to standard criteria. The maximum value is 100. For more information visit [EDA](#)

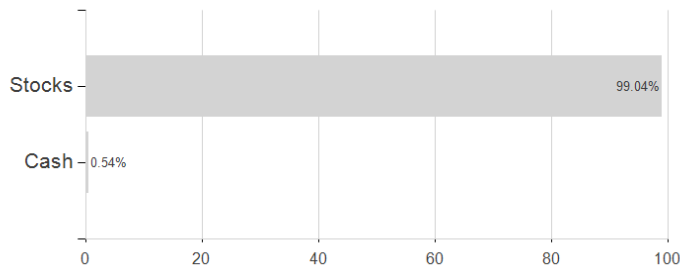
Goldman Sachs US Enhanced Equity - V Cap EUR / LU0354744046 / A0NHHA / Goldman Sachs AM BV

Investment goal

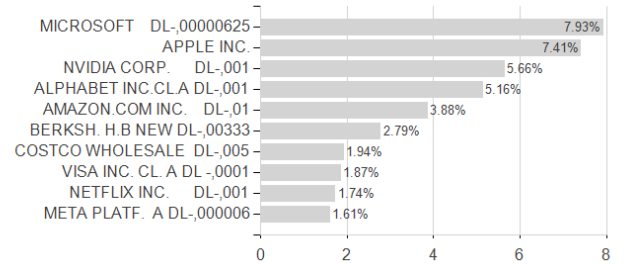
The sub-fund invests primarily in a diversified portfolio of shares and/or transferable securities issued by companies incorporated, quoted or traded in the United States of America. The sub-fund's benchmark is the S&P 500 Index.

Assessment Structure

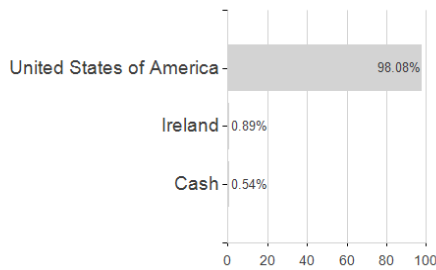
Assets



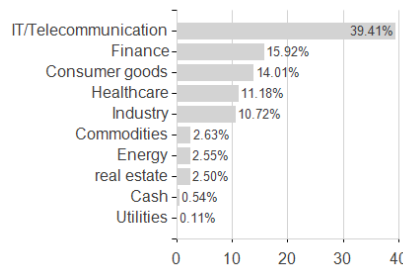
Largest positions



Countries



Branches



Currencies

