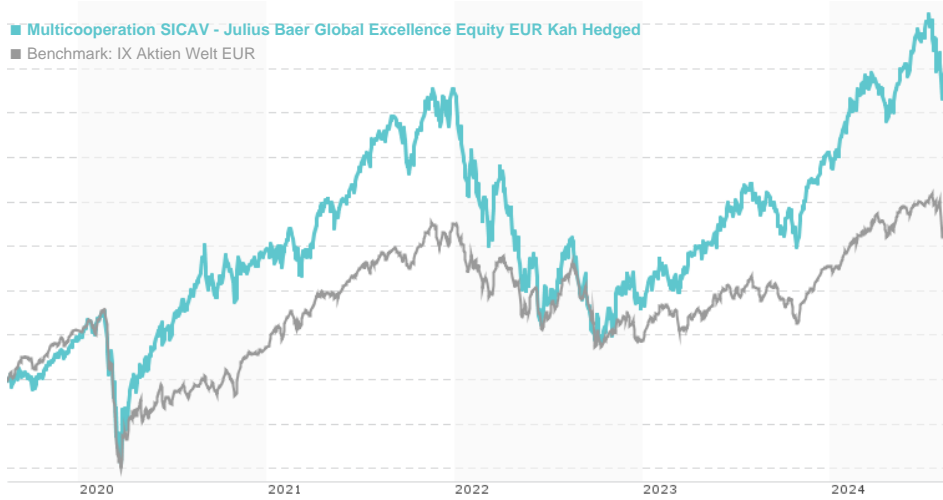


**Multicooperation SICAV - Julius Baer Global Excellence Equity EUR Kah Hedged / LU1692981498 / A2JD87 / GAM**

|                              |           |               |                 |             |
|------------------------------|-----------|---------------|-----------------|-------------|
| Last 08/13/2024 <sup>1</sup> | Region    | Branch        | Type of yield   | Type        |
| 190.62 EUR                   | Worldwide | Mixed Sectors | paying dividend | Equity Fund |



**Risk key figures**

|   |   |   |   |   |   |   |                  |    |
|---|---|---|---|---|---|---|------------------|----|
| SRI                                     | 1 | 2 | 3 | 4 | 5 | 6 | 7                |    |
| Mountain-View Funds Rating <sup>2</sup> |   |   |   |   |   |   | EDA <sup>3</sup> | 74 |

**Yearly Performance**

|      |         |
|------|---------|
| 2023 | +28.44% |
| 2022 | -28.54% |
| 2021 | +26.78% |
| 2020 | +18.88% |
| 2019 | +26.25% |

| Master data         |                                 | Conditions                     |       | Other figures             |                |
|---------------------|---------------------------------|--------------------------------|-------|---------------------------|----------------|
| Fund type           | Single fund                     | Issue surcharge                | 5.00% | Minimum investment        | EUR 500,000.00 |
| Category            | Equity                          | Planned administr. fee         | 0.00% | Savings plan              | -              |
| Sub category        | Mixed Sectors                   | Deposit fees                   | 0.00% | UCITS / OGAW              | Yes            |
| Fund domicile       | Luxembourg                      | Redemption charge              | 3.00% | Performance fee           | 0.00%          |
| Tranch volume       | (08/13/2024) EUR 8.69 mill.     | Ongoing charges                | -     | Redeployment fee          | 0.00%          |
| Total volume        | (01/31/2024) EUR 2,316.45 mill. | <b>Dividends</b>               |       | <b>Investment company</b> |                |
| Launch date         | 2/26/2018                       | GAM (LU)                       |       |                           |                |
| KEST report funds   | Yes                             | Grand-Rue 25, 1661, Luxembourg |       |                           |                |
| Business year start | 01.07.                          | Luxembourg                     |       |                           |                |
| Sustainability type | -                               | https://www.gam.com            |       |                           |                |
| Fund manager        | -                               |                                |       |                           |                |

| Performance      | 1M     | 6M      | YTD     | 1Y      | 2Y      | 3Y      | 5Y      | Since start |
|------------------|--------|---------|---------|---------|---------|---------|---------|-------------|
| Performance      | -4.58% | +7.46%  | +14.31% | +22.33% | +30.61% | +11.06% | +70.62% | +90.62%     |
| Performance p.a. | -      | -       | -       | +22.33% | +14.33% | +3.56%  | +11.26% | +10.49%     |
| Sharpe ratio     | -1.94  | 0.79    | 1.43    | 1.37    | 0.68    | 0.00    | 0.38    | 0.37        |
| Volatility       | 24.78% | 15.19%  | 14.59%  | 13.78%  | 15.95%  | 18.43%  | 20.13%  | 18.87%      |
| Worst month      | -      | -4.40%  | -4.40%  | -5.53%  | -9.22%  | -10.55% | -10.55% | -10.55%     |
| Best month       | -      | 5.66%   | 5.66%   | 9.37%   | 9.37%   | 9.70%   | 11.34%  | 11.34%      |
| Maximum loss     | -9.72% | -10.36% | -10.36% | -10.36% | -18.04% | -34.62% | -34.62% | -           |

**Distribution permission**

Austria, Germany, Switzerland

<sup>1</sup> Important note on update status: The displayed date refers exclusively to the calculation of the NAV.

<sup>2</sup> The Mountain-View Data Fund Rating calculates a comparative ranking for funds using yield, volatility and trend data. For more information visit [MVD Funds Rating](#)

DISCLAIMER: The information on this page are for informational purposes only and should neither an offer to sell nor a solicitation for the purchase of the security or recommendation in favor of the security to be understood. baha GmbH assumes no liability despite thorough searches for the accuracy of the data.

Funds data from: www.mountain-view.com. Fact Sheet created by: www.baha.com

**Multicooperation SICAV - Julius Baer Global Excellence Equity EUR Kah Hedged / LU1692981498 / A2JD87 / GAM**

**Investment strategy**

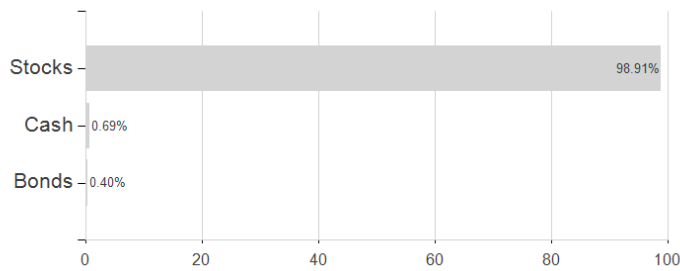
The Fund invests mainly in equities and invests a maximum one third of its assets in debt securities that are converted into equities as well as in money market instruments. Within this one third portion, the Fund may invest up to 10% of its assets in exchange-traded commodities (ETCs) (so-called Delta 1 certificates), commodities funds and investments in precious metal accounts, provided the assets are settled in cash and no physical delivery may ensue, as well as up to 10% of its assets in other regulated investment funds. The Fund may also make extensive use of derivatives for the purpose of efficient portfolio management.

**Investment goal**

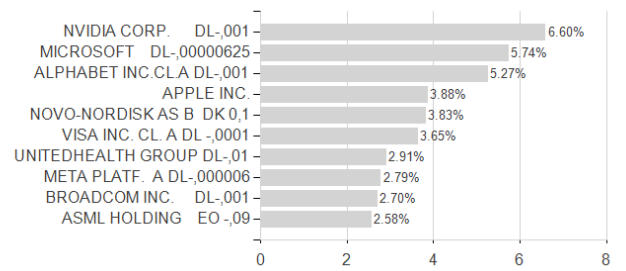
The aim of the sub-fund ("Fund") is to achieve capital growth with an appropriate return in USD. For this purpose, the Fund invests in shares worldwide, with a special focus on quality companies.

**Assessment Structure**

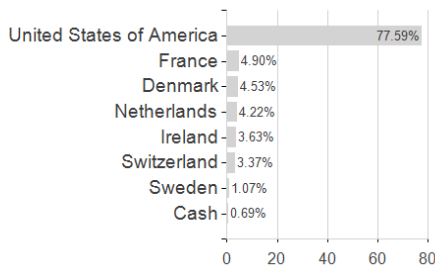
**Assets**



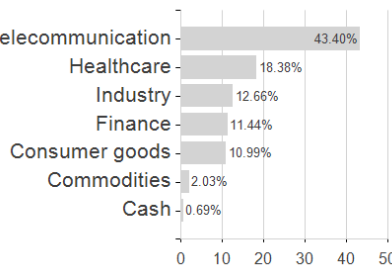
**Largest positions**



**Countries**



**Branches**



**Currencies**

