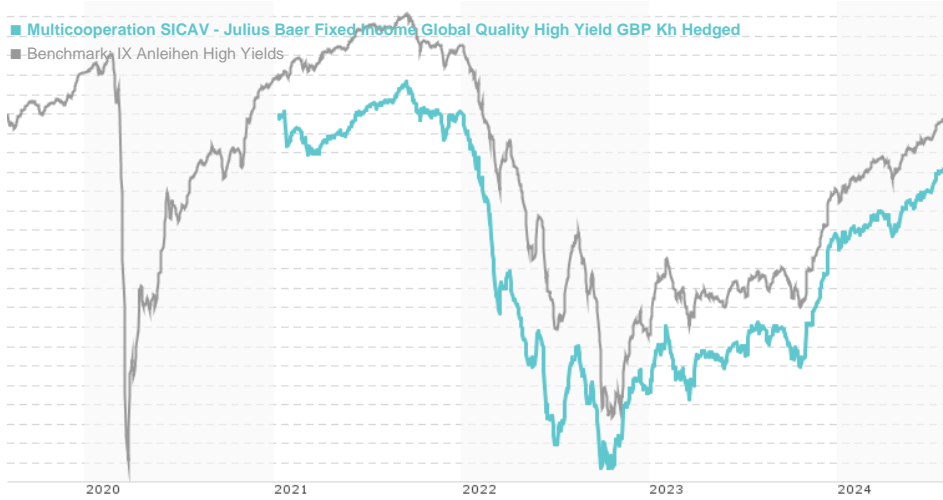


Multicooperation SICAV - Julius Baer Fixed Income Global Quality High Yield GBP Kh Hedged / LU2278104836 /

| | | | | |
|------------------------------|-----------|-----------------|---------------|-------------------|
| Last 08/01/2024 ¹ | Region | Branch | Type of yield | Type |
| 97.66 GBP | Worldwide | Corporate Bonds | reinvestment | Fixed-Income Fund |



Risk key figures

| | | | | | | | |
|---|------------------|---|---|---|---|---|---|
| SRI | 1 | 2 | 3 | 4 | 5 | 6 | 7 |
| Mountain-View Funds Rating ² | EDA ³ | | | | | | |
| | 69 | | | | | | |

Yearly Performance

| | |
|------|---------|
| 2023 | +9.47% |
| 2022 | -14.43% |
| 2021 | +0.16% |

| Master data | | Conditions | | Other figures | |
|---------------------|---------------------------------|--------------------------------|-------|---------------------------|----------------|
| Fund type | Single fund | Issue surcharge | 5.00% | Minimum investment | GBP 500,000.00 |
| Category | Bonds | Planned administr. fee | 0.00% | Savings plan | - |
| Sub category | Corporate Bonds | Deposit fees | 0.00% | UCITS / OGAW | Yes |
| Fund domicile | Luxembourg | Redemption charge | 3.00% | Performance fee | 0.00% |
| Tranch volume | (08/01/2024) USD 15.67 mill. | Ongoing charges | - | Redeployment fee | 0.00% |
| Total volume | (01/31/2024) USD 1,018.42 mill. | Dividends | | Investment company | |
| Launch date | 1/11/2021 | GAM (LU) | | | |
| KESr report funds | No | Grand-Rue 25, 1661, Luxembourg | | | |
| Business year start | 01.07. | Luxembourg | | | |
| Sustainability type | - | https://www.gam.com | | | |
| Fund manager | Bank Julius Bär & Co. AG | | | | |

| Performance | 1M | 6M | YTD | 1Y | 2Y | 3Y | 5Y | Since start |
|------------------|--------|--------|--------|--------|---------|---------|-------|-------------|
| Performance | +1.73% | +3.56% | +4.08% | +9.51% | +12.02% | -2.96% | - | -2.34% |
| Performance p.a. | - | - | - | +9.48% | +5.83% | -1.00% | - | -0.66% |
| Sharpe ratio | 13.13 | 1.71 | 1.57 | 1.99 | 0.52 | -1.04 | - | -1.01 |
| Volatility | 1.43% | 2.13% | 2.22% | 2.94% | 4.20% | 4.48% | 0.00% | 4.25% |
| Worst month | - | -0.74% | -0.74% | -0.97% | -4.37% | -6.41% | 0.00% | -6.41% |
| Best month | - | 1.51% | 2.97% | 3.77% | 3.77% | 4.70% | 0.00% | 4.70% |
| Maximum loss | -0.13% | -1.38% | -1.38% | -2.42% | -7.18% | -19.65% | 0.00% | - |

Distribution permission

Austria, Germany, Switzerland

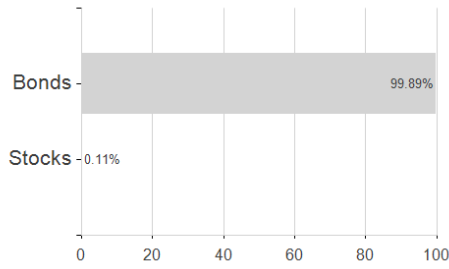
¹ Important note on update status: The displayed date refers exclusively to the calculation of the NAV.
² The Mountain-View Data Fund Rating calculates a comparative ranking for funds using yield, volatility and trend data. For more information visit [MVD Funds Rating](#)

Multicooperation SICAV - Julius Baer Fixed Income Global Quality High Yield GBP Kh Hedged / LU2278104836 /

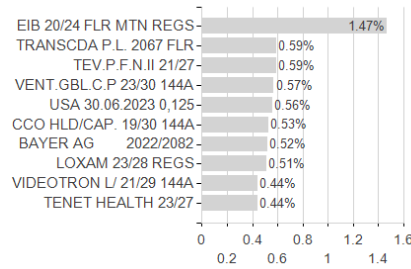
3 Displays the Ethical-Dynamical Ratio calculated according to standard criteria. The maximum value is 100. For more information visit [EDA](#)

Assessment Structure

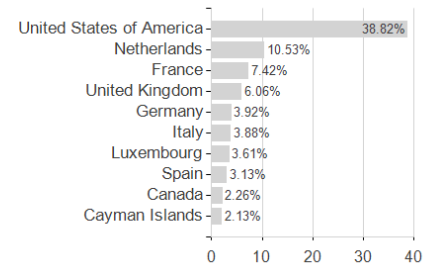
Assets



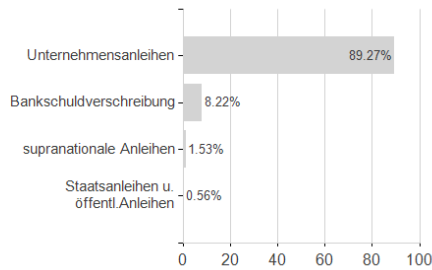
Largest positions



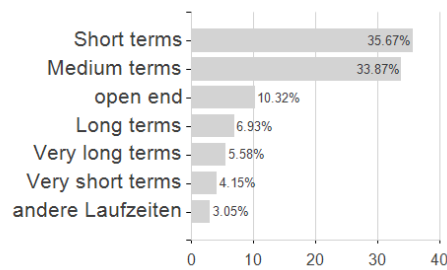
Countries



Issuer



Duration



Currencies

