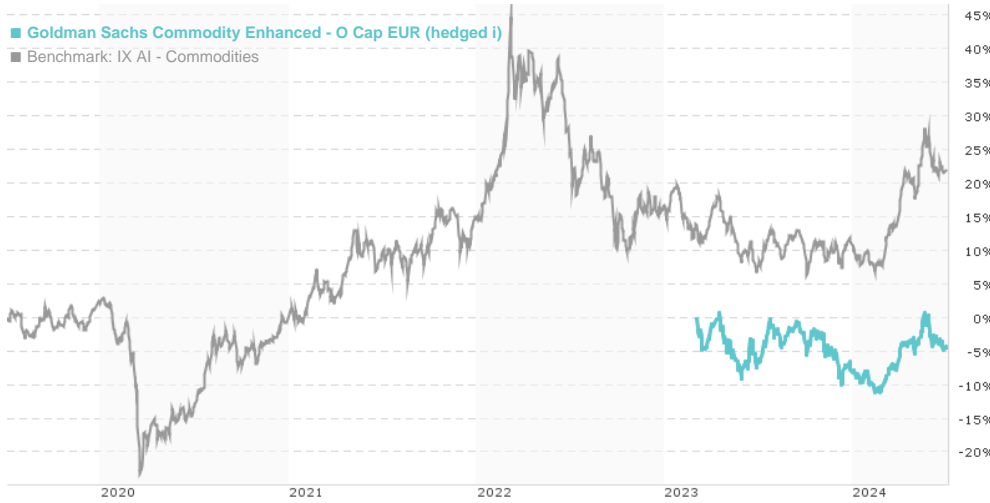


Goldman Sachs Commodity Enhanced - O Cap EUR (hedged i) / LU1687283959 / A3EA85 / Goldman Sachs AM BV

| | | | | |
|------------------------------|-----------|----------------|---------------|----------------------|
| Last 07/02/2024 ¹ | Region | Branch | Type of yield | Type |
| 168.48 EUR | Worldwide | AI Commodities | reinvestment | Alternative Investm. |



Risk key figures

| | | | | | | | |
|-----|---|---|---|---|---|---|---|
| SRI | 1 | 2 | 3 | 4 | 5 | 6 | 7 |
|-----|---|---|---|---|---|---|---|

Mountain-View Funds Rating² EDA³

Yearly Performance

| Master data | | Conditions | | Other figures | |
|---------------------|--|----------------------------------|-------|--------------------|-------|
| Fund type | Single fund | Issue surcharge | 3.00% | Minimum investment | UNT 0 |
| Category | Alternative Investments | Planned administr. fee | 0.00% | Savings plan | - |
| Sub category | AI Commodities | Deposit fees | 0.00% | UCITS / OGAW | Yes |
| Fund domicile | Luxembourg | Redemption charge | 0.00% | Performance fee | 0.00% |
| Tranch volume | - | Ongoing charges | - | Redeployment fee | 0.00% |
| Total volume | (07/02/2024) USD 172.91 mill. | Dividends | | Investment company | |
| Launch date | 12/13/2017 | Goldman Sachs AM BV | | | |
| KESt report funds | No | Schenkkade 65, 2509, LL Den Haag | | | |
| Business year start | 01.10. | Netherlands | | | |
| Sustainability type | - | www.gsam.com | | | |
| Fund manager | David Koops, Stan Verhoeven, Daan van Gemert, Ling-Ni Boon | | | | |

| Performance | 1M | 6M | YTD | 1Y | 2Y | 3Y | 5Y | Since start |
|------------------|--------|--------|--------|---------|--------|-------|-------|-------------|
| Performance | -1.51% | +4.17% | +3.57% | +2.40% | - | - | - | -4.28% |
| Performance p.a. | - | - | - | +2.40% | - | - | - | -3.25% |
| Sharpe ratio | -1.92 | 0.50 | 0.37 | -0.13 | - | - | - | -0.64 |
| Volatility | 11.00% | 9.71% | 9.71% | 10.15% | 0.00% | 0.00% | 0.00% | 10.85% |
| Worst month | - | -2.25% | -2.45% | -2.54% | -6.46% | 0.00% | 0.00% | -6.46% |
| Best month | - | 3.74% | 3.74% | 5.82% | 5.82% | 0.00% | 0.00% | 5.82% |
| Maximum loss | -2.30% | -5.51% | -5.51% | -11.06% | 0.00% | 0.00% | 0.00% | - |

Distribution permission

Austria, Germany, Luxembourg

¹ Important note on update status: The displayed date refers exclusively to the calculation of the NAV.

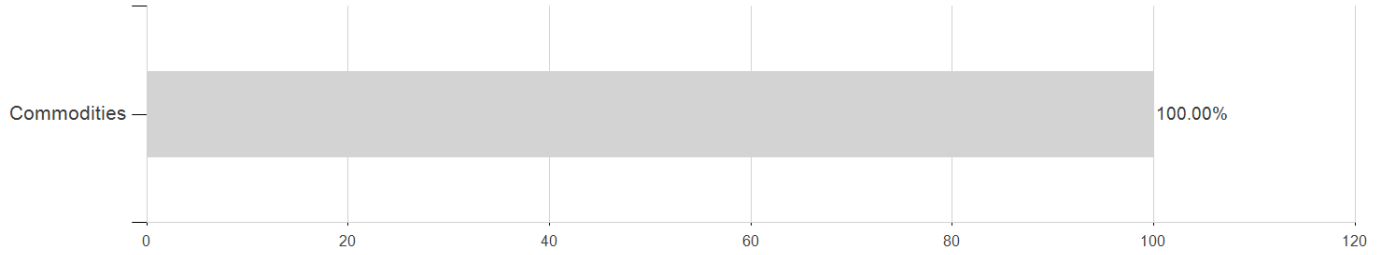
² The Mountain-View Data Fund Rating calculates a comparative ranking for funds using yield, volatility and trend data. For more information visit [MVD Funds Rating](#)

³ Displays the Ethical-Dynamical Ratio calculated according to standard criteria. The maximum value is 100. For more information visit [EDA](#)

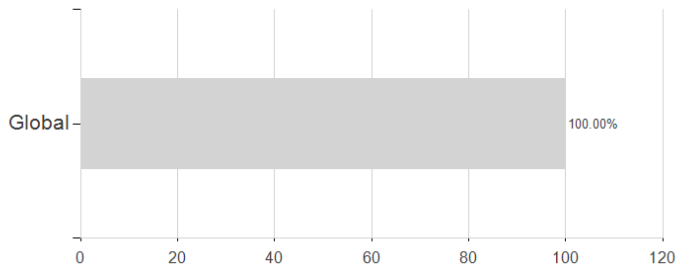
Goldman Sachs Commodity Enhanced - O Cap EUR (hedged i) / LU1687283959 / A3EA85 / Goldman Sachs AM BV

Assessment Structure

Assets



Countries



Currencies

