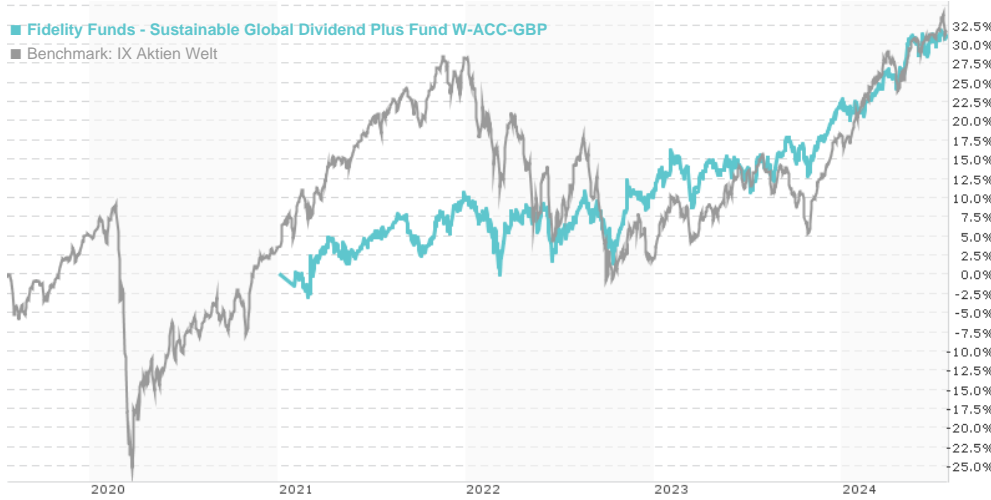


Fidelity Funds - Sustainable Global Dividend Plus Fund W-ACC-GBP / LU1033663722 / FF0522 / FIL IM (LU)

| | | | | |
|------------------------------|-----------|---------------|---------------|-------------|
| Last 07/23/2024 ¹ | Region | Branch | Type of yield | Type |
| 1.72 GBP | Worldwide | Mixed Sectors | reinvestment | Equity Fund |



Risk key figures

| | | | | | | | | |
|---|---|---|---|---|---|---|------------------|----|
| SRI | 1 | 2 | 3 | 4 | 5 | 6 | 7 | |
| Mountain-View Funds Rating ² | | | | | | | EDA ³ | 71 |

Yearly Performance

| | |
|------|---------|
| 2023 | +11.13% |
| 2022 | +0.28% |
| 2021 | +9.82% |

| Master data | | Conditions | | Other figures | |
|---------------------|--|------------------------|-------|--------------------------------------|--------------|
| Fund type | Single fund | Issue surcharge | 0.00% | Minimum investment | USD 2,500.00 |
| Category | Equity | Planned administr. fee | 0.00% | Savings plan | - |
| Sub category | Mixed Sectors | Deposit fees | 0.35% | UCITS / OGAW | Yes |
| Fund domicile | Luxembourg | Redemption charge | 0.00% | Performance fee | 0.00% |
| Tranch volume | (07/23/2024) EUR 31.60 mill. | Ongoing charges | - | Redeployment fee | 0.00% |
| Total volume | (06/28/2024) EUR 418.60 mill. | Dividends | | Investment company | |
| Launch date | 3/11/2014 | | | FIL IM (LU) | |
| KESt report funds | No | | | Kärntner Straße 9, Top 8, 1010, Wien | |
| Business year start | 01.05. | | | Austria | |
| Sustainability type | Ethics/ecology | | | https://www.fidelity.at | |
| Fund manager | Fred Sykes, David Jehan, Jochen Breuer, Vincent Li | | | | |

| Performance | 1M | 6M | YTD | 1Y | 2Y | 3Y | 5Y | Since start |
|------------------|--------|--------|--------|---------|---------|---------|-------|-------------|
| Performance | -0.23% | +8.22% | +7.21% | +13.72% | +23.32% | +23.41% | - | +31.20% |
| Performance p.a. | - | - | - | +13.72% | +11.07% | +7.26% | - | +7.95% |
| Sharpe ratio | -1.12 | 1.97 | 1.35 | 1.39 | 0.82 | 0.36 | - | 0.43 |
| Volatility | 5.86% | 6.82% | 7.16% | 7.24% | 9.01% | 9.80% | 0.00% | 9.91% |
| Worst month | - | -0.37% | -0.37% | -2.74% | -2.74% | -3.78% | 0.00% | -3.78% |
| Best month | - | 2.71% | 3.47% | 4.23% | 4.23% | 4.23% | 0.00% | 5.87% |
| Maximum loss | -1.27% | -2.14% | -2.23% | -4.51% | -8.50% | -9.55% | 0.00% | - |

Distribution permission

Austria, Germany, Switzerland

¹ Important note on update status: The displayed date refers exclusively to the calculation of the NAV.

² The Mountain-View Data Fund Rating calculates a comparative ranking for funds using yield, volatility and trend data. For more information visit [MVD Funds Rating](#)

³ Displays the Ethical-Dynamical Ratio calculated according to standard criteria. The maximum value is 100. For more information visit [EDA](#)

Fidelity Funds - Sustainable Global Dividend Plus Fund W-ACC-GBP / LU1033663722 / FF0522 / FIL IM (LU)

Investment strategy

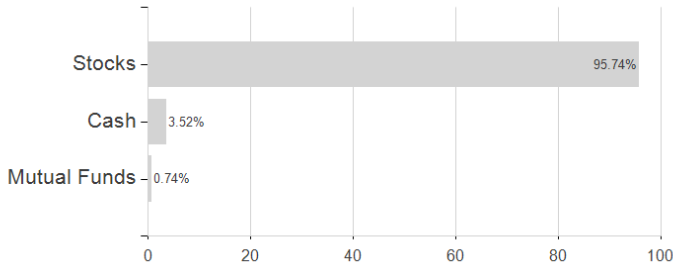
The fund invests at least 70% of its assets, in equities of companies from anywhere in the world the world including emerging markets. The fund invests at least 70% of its assets in securities of issuers with favourable environmental, social and governance (ESG) characteristics and up to 30% in securities of companies with improving ESG characteristics. In actively managing the fund, the Investment Manager considers growth and valuation metrics, company financials, return on capital, cash flows and other measures, as well as company management, industry, economic conditions, and other characteristics. The Investment Manager focuses on investments which it believes offer attractive dividend yields in addition to price appreciation.

Investment goal

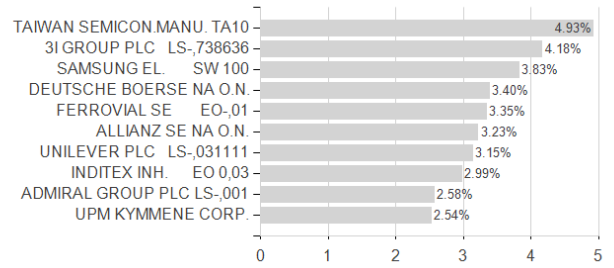
The fund aims to achieve income with potential for capital growth over time.

Assessment Structure

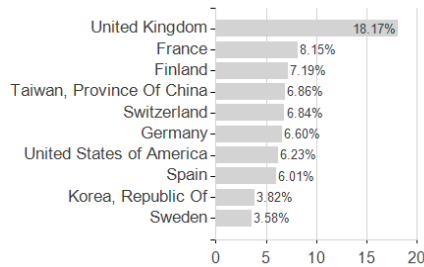
Assets



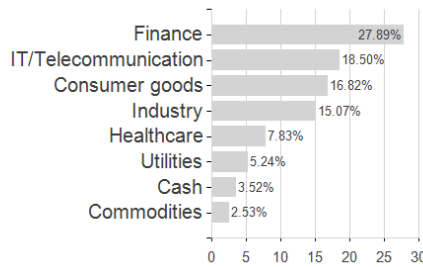
Largest positions



Countries



Branches



Currencies

