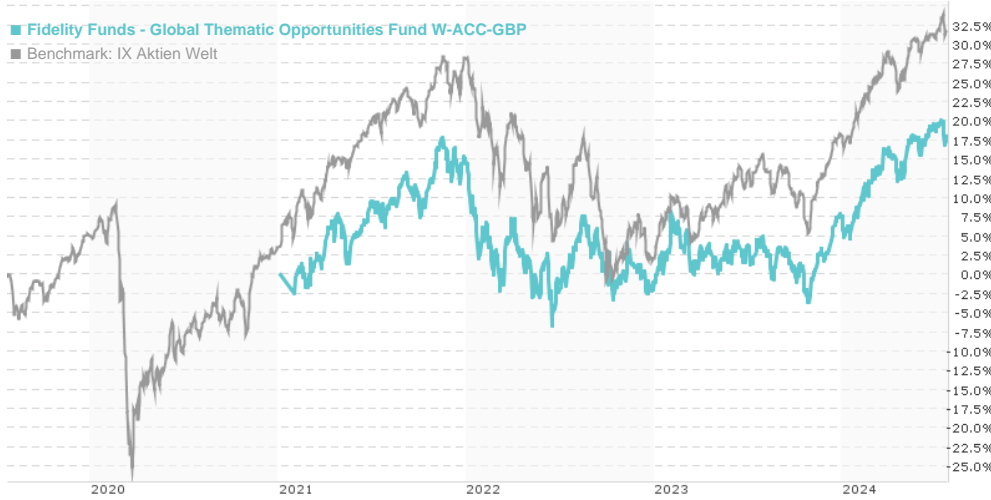


Fidelity Funds - Global Thematic Opportunities Fund W-ACC-GBP / LU1033663995 / FF0502 / FIL IM (LU)

| | | | | |
|------------------------------|-----------|---------------|---------------|-------------|
| Last 07/23/2024 ¹ | Region | Branch | Type of yield | Type |
| 2.41 GBP | Worldwide | Mixed Sectors | reinvestment | Equity Fund |

Fidelity Funds - Global Thematic Opportunities Fund W-ACC-GBP
Benchmark: IX Aktien Welt



Risk key figures

| | | | | | | | |
|---|------------------|---|---|---|---|---|---|
| SRI | 1 | 2 | 3 | 4 | 5 | 6 | 7 |
| Mountain-View Funds Rating ² | EDA ³ | | | | | | |
| | 81 | | | | | | |

Yearly Performance

| | |
|------|---------|
| 2023 | +9.88% |
| 2022 | -14.32% |
| 2021 | +14.49% |

| Master data | | Conditions | | Other figures | |
|---------------------|-----------------------------------|--------------------------------------|-------|---------------------------|--------------|
| Fund type | Single fund | Issue surcharge | 0.00% | Minimum investment | USD 2,500.00 |
| Category | Equity | Planned administr. fee | 0.00% | Savings plan | - |
| Sub category | Mixed Sectors | Deposit fees | 0.35% | UCITS / OGAW | Yes |
| Fund domicile | Luxembourg | Redemption charge | 0.00% | Performance fee | 0.00% |
| Tranch volume | (07/23/2024) EUR 3.34 mill. | Ongoing charges | - | Redeployment fee | 0.00% |
| Total volume | (06/28/2024) EUR 1,734.58 mill. | Dividends | | Investment company | |
| Launch date | 3/11/2014 | FIL IM (LU) | | | |
| KEST report funds | No | Kärntner Straße 9, Top 8, 1010, Wien | | | |
| Business year start | 01.05. | Austria | | | |
| Sustainability type | - | https://www.fidelity.at | | | |
| Fund manager | Caroline Shaw, Julie-Ann Ashcroft | | | | |

| Performance | 1M | 6M | YTD | 1Y | 2Y | 3Y | 5Y | Since start |
|------------------|--------|---------|--------|---------|---------|---------|-------|-------------|
| Performance | -0.98% | +10.33% | +9.58% | +13.07% | +15.95% | +8.01% | - | +18.11% |
| Performance p.a. | - | - | - | +13.07% | +7.69% | +2.60% | - | +4.80% |
| Sharpe ratio | -1.96 | 1.86 | 1.44 | 0.94 | 0.33 | -0.08 | - | 0.08 |
| Volatility | 7.87% | 9.75% | 9.86% | 10.00% | 12.11% | 13.74% | 0.00% | 13.46% |
| Worst month | - | -2.23% | -2.23% | -3.87% | -3.87% | -8.04% | 0.00% | -8.04% |
| Best month | - | 4.27% | 5.31% | 5.31% | 6.06% | 6.06% | 0.00% | 6.06% |
| Maximum loss | -2.69% | -3.77% | -3.77% | -8.33% | -11.06% | -20.76% | 0.00% | - |

Distribution permission

Austria, Germany, Switzerland

1 Important note on update status: The displayed date refers exclusively to the calculation of the NAV.

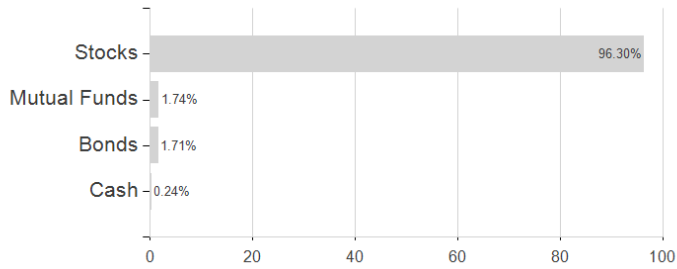
2 The Mountain-View Data Fund Rating calculates a comparative ranking for funds using yield, volatility and trend data. For more information visit [MVD Funds Rating](#)

Fidelity Funds - Global Thematic Opportunities Fund W-ACC-GBP / LU1033663995 / FF0502 / FIL IM (LU)

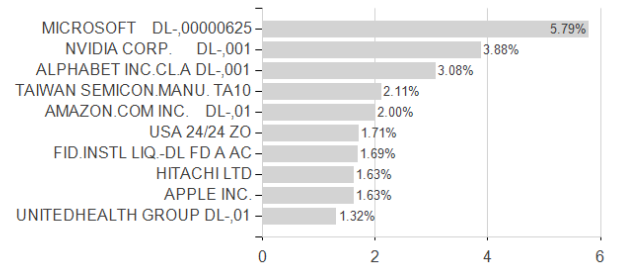
3 Displays the Ethical-Dynamical Ratio calculated according to standard criteria. The maximum value is 100. For more information visit [EDA](#)

Assessment Structure

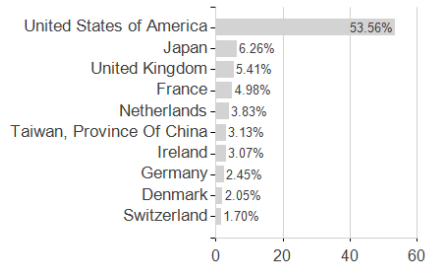
Assets



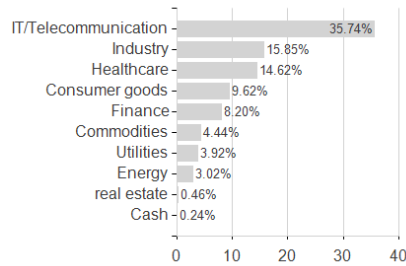
Largest positions



Countries



Branches



Currencies

