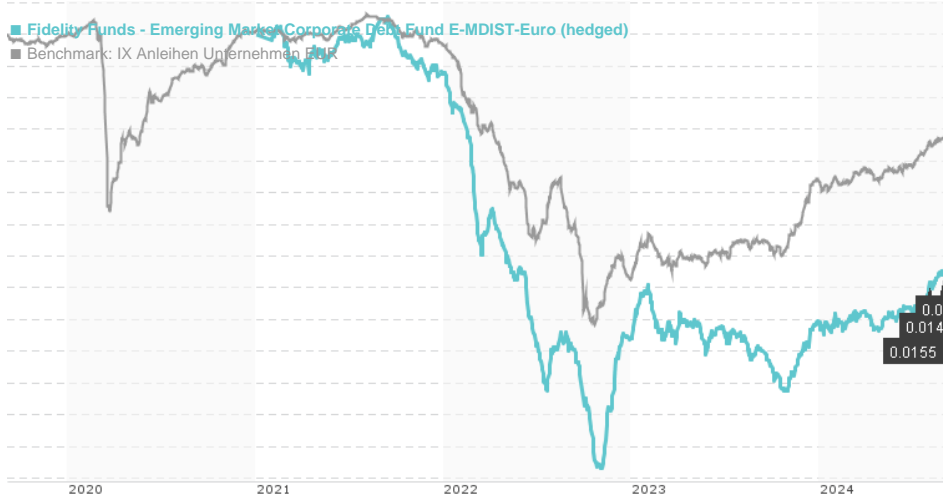


Fidelity Funds - Emerging Market Corporate Debt Fund E-MDIST-Euro (hedged) / LU0900496406 / FF0464 / FIL IM (LU)

Last 09/05/2024 ¹	Region	Branch	Type of yield	Type
7.43 EUR	Emerging Markets	Corporate Bonds	paying dividend	Fixed-Income Fund



Risk key figures

SRI	1	2	3	4	5	6	7
Mountain-View Funds Rating ²							EDA ³
							77

Yearly Performance

2023	+1.30%
2022	-17.10%
2021	-2.40%

Master data		Conditions		Other figures	
Fund type	Single fund	Issue surcharge	0.00%	Minimum investment	USD 2,500.00
Category	Bonds	Planned administr. fee	0.00%	Savings plan	-
Sub category	Corporate Bonds	Deposit fees	0.35%	UCITS / OGAW	Yes
Fund domicile	Luxembourg	Redemption charge	0.00%	Performance fee	0.00%
Tranch volume	(09/05/2024) USD 7.86 mill.	Ongoing charges	-	Redeployment fee	0.00%
Total volume	(07/31/2024) USD 60.71 mill.	Dividends		Investment company	
Launch date	3/20/2013	02.09.2024	0.02 EUR	FIL IM (LU)	
KESt report funds	No	01.08.2024	0.01 EUR	Kärntner Straße 9, Top 8, 1010, Wien	
Business year start	01.05.	01.07.2024	0.02 EUR	Austria	
Sustainability type	-	03.06.2024	0.01 EUR	https://www.fidelity.at	
Fund manager	Eric Wong, Paul Greer, Marton Huebler	01.05.2024	0.02 EUR		

Performance	1M	6M	YTD	1Y	2Y	3Y	5Y	Since start
Performance	+0.93%	+3.85%	+3.98%	+6.26%	+5.79%	-15.62%	-	-14.77%
Performance p.a.	-	-	-	+6.24%	+2.85%	-5.50%	-	-4.26%
Sharpe ratio	3.37	1.56	0.73	0.79	-0.12	-1.81	-	-1.65
Volatility	2.41%	2.78%	3.43%	3.56%	4.97%	4.94%	0.00%	4.67%
Worst month	-	-1.34%	-1.34%	-2.09%	-7.31%	-7.31%	0.00%	-7.31%
Best month	-	1.55%	2.31%	3.24%	7.55%	7.55%	0.00%	7.55%
Maximum loss	-0.45%	-1.54%	-1.54%	-3.39%	-9.81%	-28.21%	0.00%	-

Distribution permission

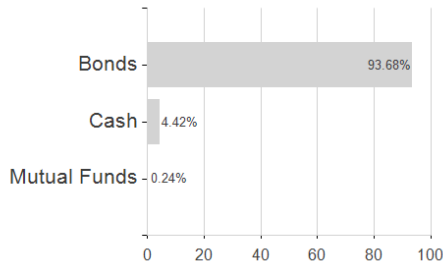
Austria, Germany, Switzerland, Czech Republic

1 Important note on update status: The displayed date refers exclusively to the calculation of the NAV.
 2 The Mountain-View Data Fund Rating calculates a comparative ranking for funds using yield, volatility and trend data. For more information visit [MVD Funds Rating](#)
 3 Displays the Ethical-Dynamical Ratio calculated according to standard criteria. The maximum value is 100. For more information visit [EDA](#)

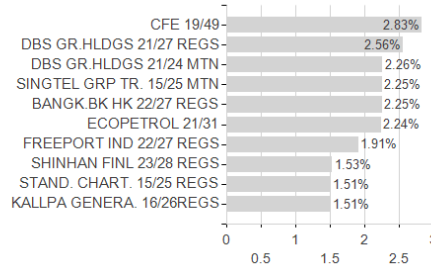
Fidelity Funds - Emerging Market Corporate Debt Fund E-MDIST-Euro (hedged) / LU0900496406 / FF0464 / FIL IM (LU)

Assessment Structure

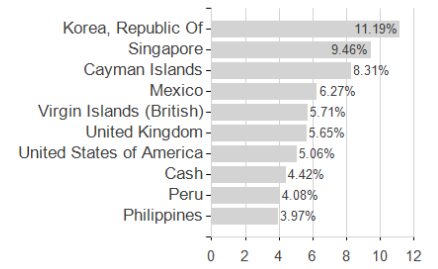
Assets



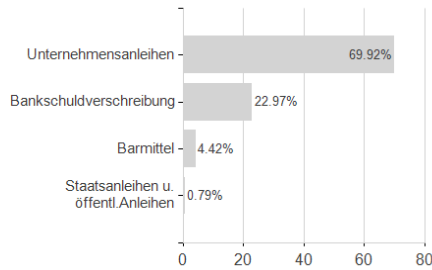
Largest positions



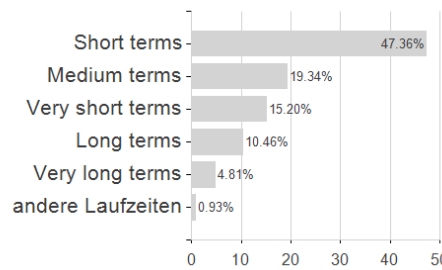
Countries



Issuer



Duration



Currencies

