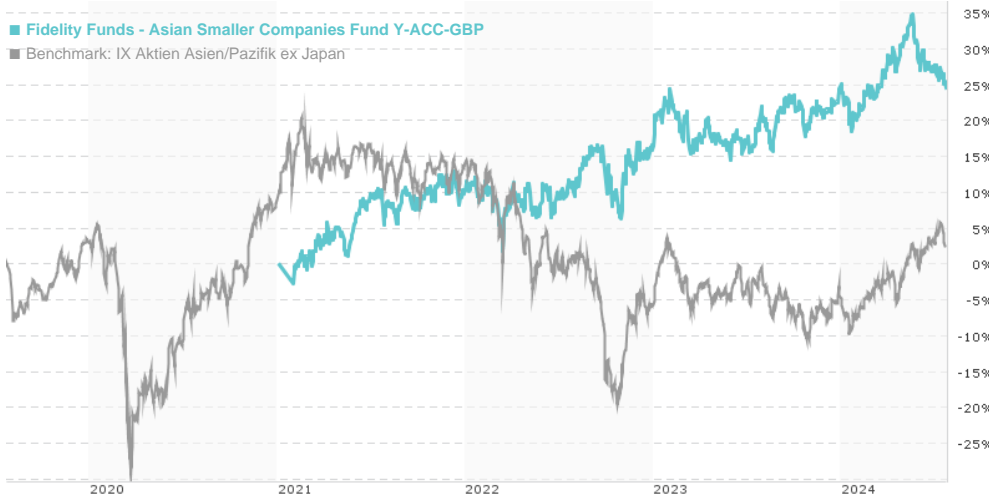


Fidelity Funds - Asian Smaller Companies Fund Y-ACC-GBP / LU0702160192 / FF0456 / FIL IM (LU)

Last 07/23/2024 ¹	Region	Branch	Type of yield	Type
39.06 GBP	Asia/Pacific ex Japan	Mixed Sectors	reinvestment	Equity Fund



Risk key figures

SRI	1	2	3	4	5	6	7
Mountain-View Funds Rating ²	EDA ³						
	72						

Yearly Performance

2023	+7.32%
2022	+5.21%
2021	+10.31%

Master data		Conditions		Other figures	
Fund type	Single fund	Issue surcharge	0.00%	Minimum investment	USD 2,500.00
Category	Equity	Planned administr. fee	0.00%	Savings plan	-
Sub category	Mixed Sectors	Deposit fees	0.35%	UCITS / OGAW	Yes
Fund domicile	Luxembourg	Redemption charge	0.00%	Performance fee	0.00%
Tranch volume	(07/23/2024) EUR 196.58 mill.	Ongoing charges	-	Redeployment fee	0.00%
Total volume	(06/28/2024) EUR 1,147.76 mill.	Dividends		Investment company	
Launch date	12/7/2011	FIL IM (LU)			
KESr report funds	No	Kärntner Straße 9, Top 8, 1010, Wien			
Business year start	01.05.	Austria			
Sustainability type	-	https://www.fidelity.at			
Fund manager	Nitin Bajaj, Ajinkya Dhavale				

Performance	1M	6M	YTD	1Y	2Y	3Y	5Y	Since start
Performance	-2.01%	+4.47%	+0.10%	+4.92%	+12.24%	+13.68%	-	+24.67%
Performance p.a.	-	-	-	+4.92%	+5.95%	+4.36%	-	+6.41%
Sharpe ratio	-2.92	0.58	-0.35	0.12	0.19	0.05	-	0.23
Volatility	8.98%	9.43%	10.01%	10.11%	11.91%	12.07%	0.00%	11.87%
Worst month	-	-3.49%	-3.49%	-3.49%	-8.70%	-8.70%	0.00%	-8.70%
Best month	-	3.16%	3.16%	4.59%	10.04%	10.04%	0.00%	10.04%
Maximum loss	-2.52%	-7.59%	-7.59%	-7.59%	-8.73%	-9.91%	0.00%	-

Distribution permission
Austria, Germany, Switzerland

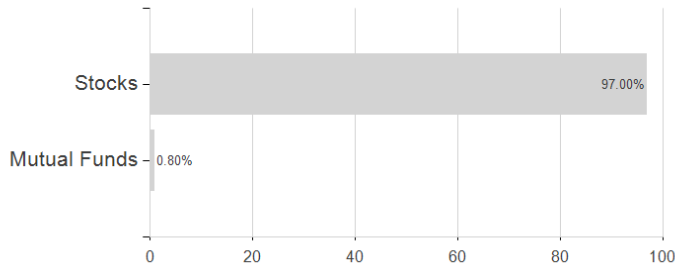
¹ Important note on update status: The displayed date refers exclusively to the calculation of the NAV.
² The Mountain-View Data Fund Rating calculates a comparative ranking for funds using yield, volatility and trend data. For more information visit [MVD Funds Rating](#)

Fidelity Funds - Asian Smaller Companies Fund Y-ACC-GBP / LU0702160192 / FF0456 / FIL IM (LU)

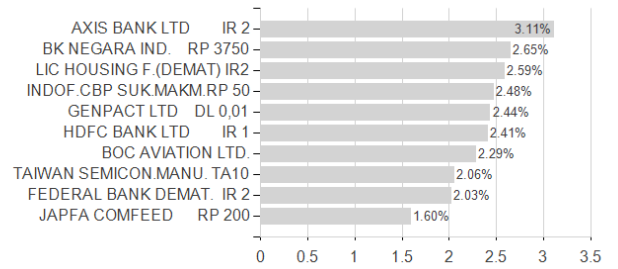
3 Displays the Ethical-Dynamical Ratio calculated according to standard criteria. The maximum value is 100. For more information visit [EDA](#)

Assessment Structure

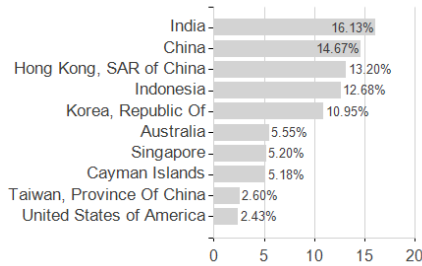
Assets



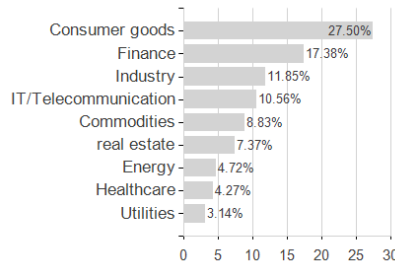
Largest positions



Countries



Branches



Currencies

