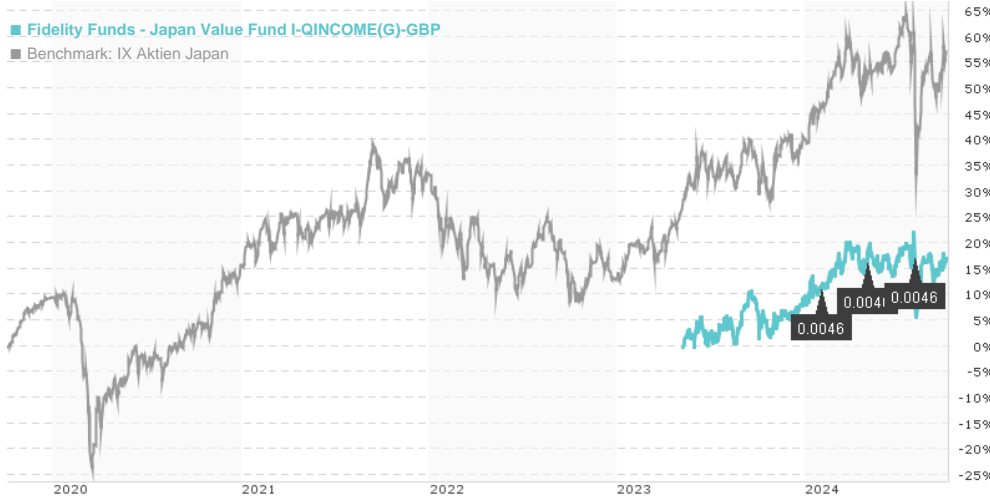


Fidelity Funds - Japan Value Fund I-QINCOME(G)-GBP / LU2618692417 / FF0428 / FIL IM (LU)

| | | | | |
|------------------------------|---------|---------------|-----------------|-------------|
| Last 10/02/2024 ¹ | Country | Branch | Type of yield | Type |
| 1.15 GBP | Japan | Mixed Sectors | paying dividend | Equity Fund |



Risk key figures

SRI: 1 2 3 4 5 6 7

Mountain-View Funds Rating²: EDA³

74

Yearly Performance

| Master data | | Conditions | | Other figures | |
|---------------------|-----------------------------------|------------------------|----------|--------------------------------------|-------------------|
| Fund type | Single fund | Issue surcharge | 0.00% | Minimum investment | USD 10,000,000.00 |
| Category | Equity | Planned administr. fee | 0.00% | Savings plan | - |
| Sub category | Mixed Sectors | Deposit fees | 0.00% | UCITS / OGAW | Yes |
| Fund domicile | Luxembourg | Redemption charge | 0.00% | Performance fee | 0.00% |
| Tranch volume | (10/02/2024) JPY 41.27 mill. | Ongoing charges | - | Redeployment fee | 0.00% |
| Total volume | (08/30/2024) JPY 266,780.22 mill. | Dividends | | Investment company | |
| Launch date | 5/10/2023 | 01.08.2024 | 0.00 GBP | FIL IM (LU) | |
| KESr report funds | No | 01.05.2024 | 0.00 GBP | Kärntner Straße 9, Top 8, 1010, Wien | |
| Business year start | 01.05. | 01.02.2024 | 0.00 GBP | Austria | |
| Sustainability type | - | 01.11.2023 | 0.00 GBP | https://www.fidelity.at | |
| Fund manager | Min Zeng | 01.08.2023 | 0.00 GBP | | |

| Performance | 1M | 6M | YTD | 1Y | 2Y | 3Y | 5Y | Since start |
|------------------|--------|---------|---------|---------|--------|-------|-------|-------------|
| Performance | -0.35% | -0.07% | +6.91% | +9.61% | - | - | - | +17.13% |
| Performance p.a. | - | - | - | +9.58% | - | - | - | +11.96% |
| Sharpe ratio | -0.36 | -0.16 | 0.32 | 0.35 | - | - | - | 0.51 |
| Volatility | 20.51% | 20.94% | 19.01% | 18.09% | 0.00% | 0.00% | 0.00% | 17.10% |
| Worst month | - | -3.28% | -3.28% | -3.47% | -3.47% | 0.00% | 0.00% | -3.47% |
| Best month | - | 4.16% | 4.86% | 4.86% | 4.86% | 0.00% | 0.00% | 4.86% |
| Maximum loss | -4.87% | -13.39% | -13.39% | -13.39% | 0.00% | 0.00% | 0.00% | - |

Distribution permission

Austria, Germany, Switzerland, Luxembourg, Czech Republic

¹ Important note on update status: The displayed date refers exclusively to the calculation of the NAV.

² The Mountain-View Data Fund Rating calculates a comparative ranking for funds using yield, volatility and trend data. For more information visit [MVD Funds Rating](#)

³ Displays the Ethical-Dynamical Ratio calculated according to standard criteria. The maximum value is 100. For more information visit [EDA](#)

Fidelity Funds - Japan Value Fund I-QINCOME(G)-GBP / LU2618692417 / FF0428 / FIL IM (LU)

Investment strategy

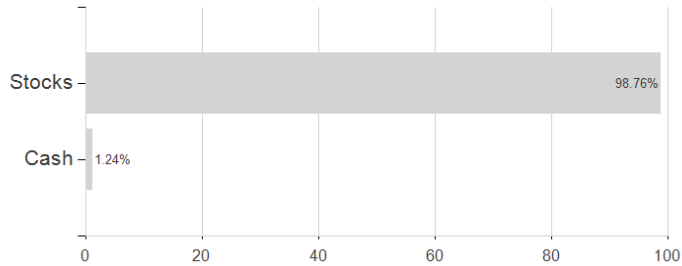
The fund invests at least 70% (and normally 75%) of its assets, in equities of Japanese companies listed on the Japanese stock exchange with the focus on companies that Fidelity considers to be undervalued. The fund may also invest in money market instruments on an ancillary basis. The fund invests at least 50% of its assets in securities of issuers with favourable environmental, social and governance (ESG) characteristics. In actively managing the fund, the Investment Manager considers growth and valuation metrics, company financials, return on capital, cash flows and other measures, as well as company management, industry, economic conditions, and other factors.

Investment goal

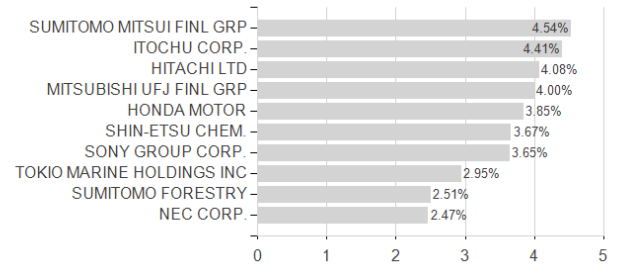
The fund aims to achieve capital growth over time.

Assessment Structure

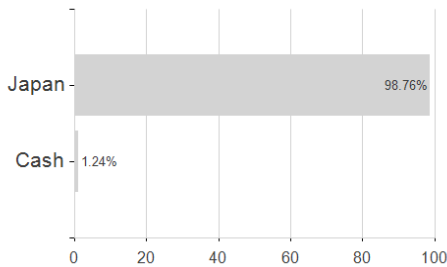
Assets



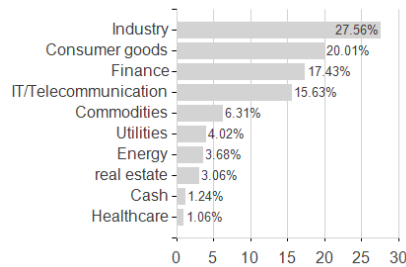
Largest positions



Countries



Branches



Currencies

