

Fidelity Funds - Sustainable All China Equity Fund I-ACC-USD / LU2545264363 / A3D1HZ / FIL IM (LU)

Last 11/04/2024 ¹	Country	Branch	Type of yield	Type
10.30 USD	China	Mixed Sectors	reinvestment	Equity Fund



Risk key figures

SRI	1	2	3	4	5	6	7
Mountain-View Funds Rating ²							EDA ³
-							77

Yearly Performance

2023	-11.95%
------	---------

Master data		Conditions		Other figures	
Fund type	Single fund	Issue surcharge	0.00%	Minimum investment	USD 10,000,000.00
Category	Equity	Planned administr. fee	0.00%	Savings plan	-
Sub category	Mixed Sectors	Deposit fees	0.00%	UCITS / OGAW	Yes
Fund domicile	Luxembourg	Redemption charge	0.00%	Performance fee	0.00%
Tranch volume	(11/04/2024) USD 0.005 mill.	Ongoing charges	-	Redeployment fee	0.00%
Total volume	-	Dividends		Investment company	
Launch date	11/16/2022	FIL IM (LU)			
KESt report funds	Yes	Kärntner Straße 9, Top 8, 1010, Wien			
Business year start	01.05.	Austria			
Sustainability type	Ethics/ecology	https://www.fidelity.at			
Fund manager	Theresa Zhou, Ben Li				

Performance	1M	6M	YTD	1Y	2Y	3Y	5Y	Since start
Performance	-7.46%	+1.68%	+10.56%	+6.60%	+3.00%	-	-	+3.00%
Performance p.a.	-	-	-	+6.62%	+1.51%	-	-	+1.51%
Sharpe ratio	-1.89	0.01	0.45	0.17	-	-	-	-0.07
Volatility	36.02%	23.71%	21.38%	21.16%	0.00%	0.00%	0.00%	21.13%
Worst month	-	-4.84%	-7.48%	-7.48%	-10.06%	0.00%	0.00%	-10.06%
Best month	-	15.79%	15.79%	15.79%	15.79%	0.00%	0.00%	15.79%
Maximum loss	-9.88%	-17.67%	-17.67%	-17.67%	0.00%	0.00%	0.00%	-

Distribution permission

Austria, Germany, Switzerland, Luxembourg

¹ Important note on update status: The displayed date refers exclusively to the calculation of the NAV.

² The Mountain-View Data Fund Rating calculates a comparative ranking for funds using yield, volatility and trend data. For more information visit [MVD Funds Rating](#)

³ Displays the Ethical-Dynamical Ratio calculated according to standard criteria. The maximum value is 100. For more information visit [EDA](#)

Fidelity Funds - Sustainable All China Equity Fund I-ACC-USD / LU2545264363 / A3D1HZ / FIL IM (LU)

Investment strategy

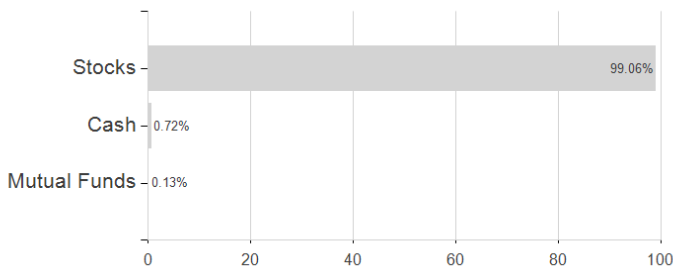
In actively managing the fund, the Investment Manager considers growth and valuation metrics, company financials, return on capital, cash flows and other measures, as well as company management, industry economic conditions, and other factors. The Investment Manager also considers ESG factors when assessing investment risks and opportunities. In determining favourable ESG characteristics, the Investment Manager takes into account ESG ratings provided by Fidelity or external agencies. Through the investment management process, the Investment Manager aims to ensure that investee companies follow good governance practices. The fund assesses the ESG characteristics of at least 90% of its assets. The fund's average ESG rating exceeds the average ESG rating of its investment universe as represented by the benchmark, after excluding 20% of assets with the lowest ESG ratings. The fund adheres to the Fidelity Sustainable Family of Funds standards. For more information, see "Sustainable Investing and ESG Integration".

Investment goal

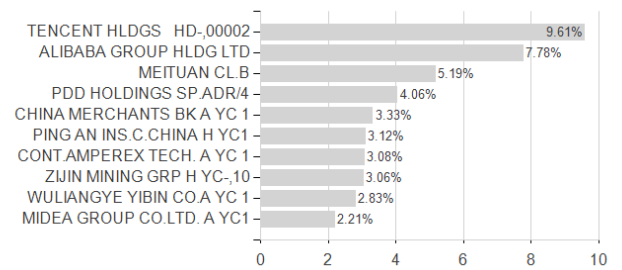
The fund aims to achieve capital growth over the long term. The fund invests at least 70% of its assets, in equities of Chinese companies listed in mainland China and Hong Kong. The fund may also invest in money market instruments on an ancillary basis. The fund invests at least 70% of its assets in securities of issuers with favourable environmental, social and governance (ESG) characteristics and up to 30% in securities of issuers with improving ESG characteristics. The fund may invest in the following assets according to the percentages indicated: China A and B shares: up to 100% (in aggregate) with direct investments up to 100% China A shares, via ChiNext and STAR board (directly): up to 100% (in aggregate) China A shares via QFI: less than 70% The fund's largest ten holdings may account for 50% or more of its assets, resulting in portfolio concentration.

Assessment Structure

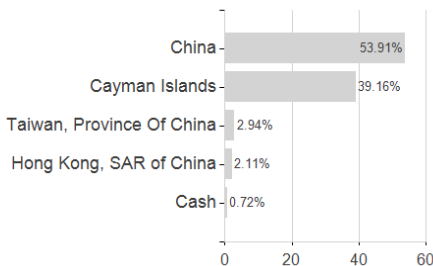
Assets



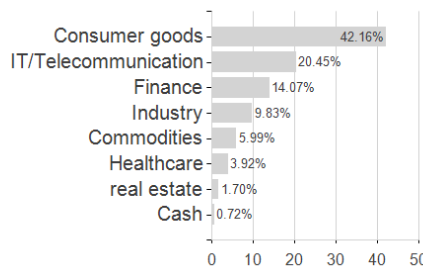
Largest positions



Countries



Branches



Currencies

