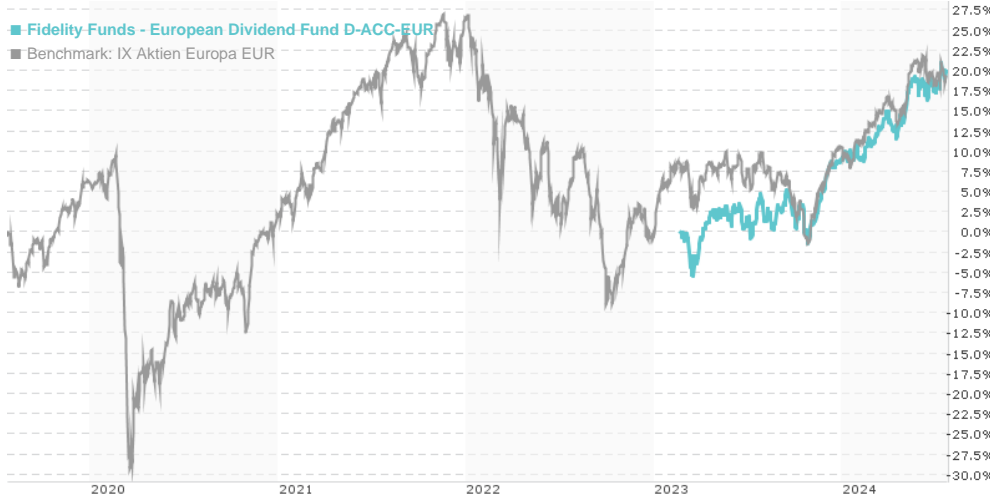


Fidelity Funds - European Dividend Fund D-ACC-EUR / LU2589688675 / FF0400 / FIL IM (LU)

Last 07/23/2024 ¹	Region	Branch	Type of yield	Type
12.00 EUR	Europe	Mixed Sectors	reinvestment	Equity Fund



Risk key figures

SRI: 1 2 3 4 5 6 7

Mountain-View Funds Rating²: EDA³

69

Yearly Performance

Master data		Conditions		Other figures	
Fund type	Single fund	Issue surcharge	4.00%	Minimum investment	USD 2,500.00
Category	Equity	Planned administr. fee	0.00%	Savings plan	-
Sub category	Mixed Sectors	Deposit fees	0.35%	UCITS / OGAW	Yes
Fund domicile	Luxembourg	Redemption charge	0.00%	Performance fee	0.00%
Tranch volume	(07/23/2024) EUR 0.006 mill.	Ongoing charges	-	Redeployment fee	0.00%
Total volume	(06/28/2024) EUR 595.71 mill.	Dividends		Investment company	
Launch date	2/22/2023			FIL IM (LU)	
KESt report funds	No			Kärntner Straße 9, Top 8, 1010, Wien	
Business year start	01.05.			Austria	
Sustainability type	-			https://www.fidelity.at	
Fund manager	Fred Sykes				

Performance	1M	6M	YTD	1Y	2Y	3Y	5Y	Since start
Performance	+0.67%	+10.09%	+10.09%	+15.83%	-	-	-	+20.00%
Performance p.a.	-	-	-	+15.83%	-	-	-	+13.74%
Sharpe ratio	0.55	2.09	1.80	1.42	-	-	-	1.06
Volatility	9.26%	8.41%	8.43%	8.60%	0.00%	0.00%	0.00%	9.43%
Worst month	-	-0.52%	-0.52%	-3.25%	-3.25%	0.00%	0.00%	-3.25%
Best month	-	3.42%	3.42%	6.77%	6.77%	0.00%	0.00%	6.77%
Maximum loss	-1.57%	-2.87%	-2.87%	-6.33%	0.00%	0.00%	0.00%	-

Distribution permission

Austria, Germany, Switzerland

¹ Important note on update status: The displayed date refers exclusively to the calculation of the NAV.

² The Mountain-View Data Fund Rating calculates a comparative ranking for funds using yield, volatility and trend data. For more information visit [MVD Funds Rating](#)

³ Displays the Ethical-Dynamical Ratio calculated according to standard criteria. The maximum value is 100. For more information visit [EDA](#)

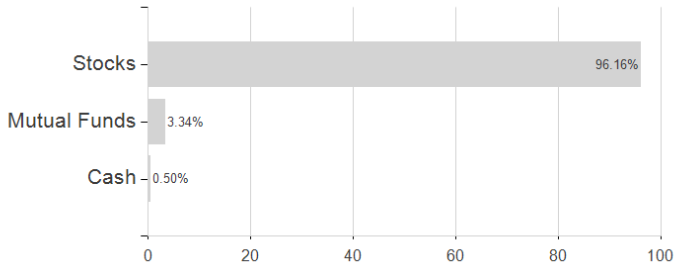
Fidelity Funds - European Dividend Fund D-ACC-EUR / LU2589688675 / FF0400 / FIL IM (LU)

Investment goal

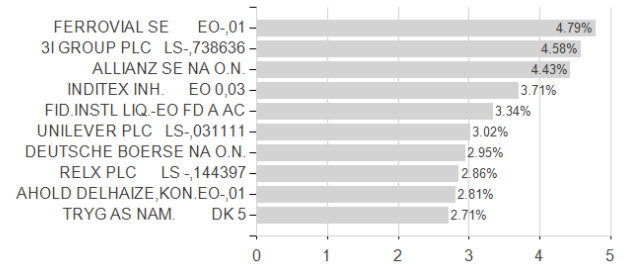
The fund aims to achieve income and long-term capital growth principally through investments in income producing equity securities of companies that have their head office or exercise a predominant part of their activity in Europe. The Investment Manager will target investments which it believes offer attractive dividend yields in addition to price appreciation.

Assessment Structure

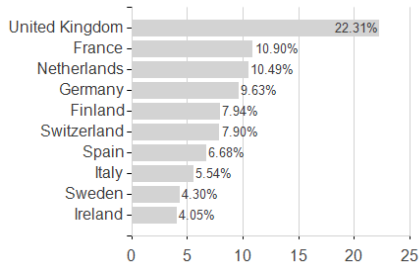
Assets



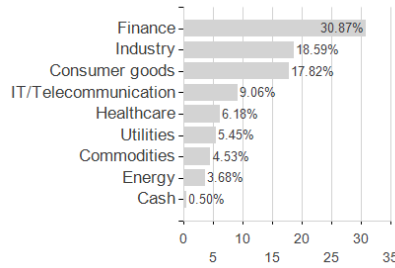
Largest positions



Countries



Branches



Currencies

