

Eurizon Fund - Flexible Europe Strategy R EUR Accumulation / LU1961030233 / A2PS38 / Eurizon Capital

Last 07/23/2024 ¹	Region	Branch	Type of yield	Type
109.72 EUR	Europe	Mixed Sectors	reinvestment	Equity Fund



Risk key figures

SRI	1	2	3	4	5	6	7
Mountain-View Funds Rating ²							EDA ³
-							82

Yearly Performance

2023	+7.61%
------	--------

Master data		Conditions		Other figures	
Fund type	Single fund	Issue surcharge	2.50%	Minimum investment	EUR 500.00
Category	Equity	Planned administr. fee	0.00%	Savings plan	-
Sub category	Mixed Sectors	Deposit fees	0.00%	UCITS / OGAW	Yes
Fund domicile	Luxembourg	Redemption charge	0.00%	Performance fee	20.00%
Tranch volume	(07/23/2024) EUR 0.012 mill.	Ongoing charges	-	Redeployment fee	0.00%
Total volume	(07/23/2024) EUR 43.97 mill.	Dividends		Investment company	
Launch date	11/25/2022			Eurizon Capital	
KESt report funds	Yes			28, boulevard Kockelscheuer, L-1821, Luxembourg	
Business year start	01.01.			Luxembourg	
Sustainability type	-			http://www.eurizoncapital.lu	
Fund manager	-				

Performance	1M	6M	YTD	1Y	2Y	3Y	5Y	Since start
Performance	+0.14%	+4.94%	+4.15%	+6.53%	-	-	-	+9.72%
Performance p.a.	-	-	-	+6.53%	-	-	-	+5.75%
Sharpe ratio	-0.39	1.39	0.83	0.55	-	-	-	0.34
Volatility	5.06%	4.65%	4.68%	5.20%	0.00%	0.00%	0.00%	5.97%
Worst month	-	-1.75%	-1.75%	-1.94%	-2.83%	0.00%	0.00%	-2.83%
Best month	-	1.86%	2.41%	3.51%	3.85%	0.00%	0.00%	3.85%
Maximum loss	-0.82%	-2.45%	-2.45%	-4.88%	0.00%	0.00%	0.00%	-

Distribution permission

Austria, Germany

¹ Important note on update status: The displayed date refers exclusively to the calculation of the NAV.

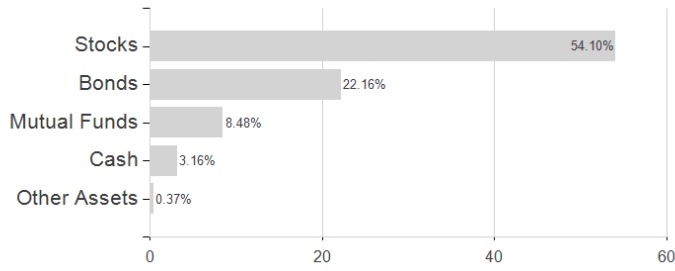
² The Mountain-View Data Fund Rating calculates a comparative ranking for funds using yield, volatility and trend data. For more information visit [MVD Funds Rating](#)

³ Displays the Ethical-Dynamical Ratio calculated according to standard criteria. The maximum value is 100. For more information visit [EDA](#)

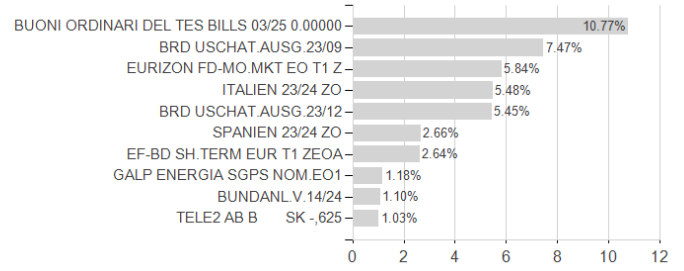
Eurizon Fund - Flexible Europe Strategy R EUR Accumulation / LU1961030233 / A2PS38 / Eurizon Capital

Assessment Structure

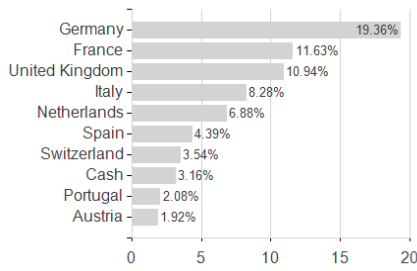
Assets



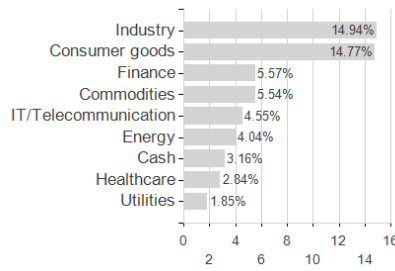
Largest positions



Countries



Branches



Currencies

