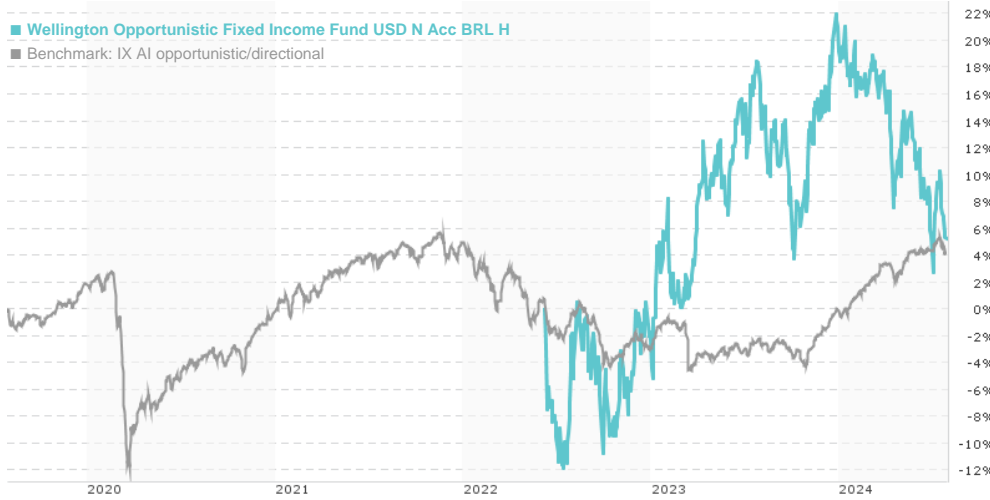


Wellington Opportunistic Fixed Income Fund USD N Acc BRL H / IE000E6BCAM9 / A3DQDJ / Wellington M.Fd.(IE)

Last 07/29/2024 <sup>1</sup>	Region	Branch	Type of yield	Type
10.53 USD	Worldwide	AI Hedgefonds Single Strategy	reinvestment	Alternative Investm.

Wellington Opportunistic Fixed Income Fund USD N Acc BRL H  
Benchmark: IX AI opportunistic/directional



Risk key figures

SRI	1	2	3	4	5	6	7
Mountain-View Funds Rating <sup>2</sup>	EDA <sup>3</sup>						
	-						

Yearly Performance

2023	+23.91%
------	---------

Master data		Conditions		Other figures	
Fund type	Single fund	Issue surcharge	0.00%	Minimum investment	USD 5,000.00
Category	Alternative Investments	Planned administr. fee	0.00%	Savings plan	-
Sub category	AI Hedgefonds Single Strategy	Deposit fees	0.00%	UCITS / OGAW	Yes
Fund domicile	Ireland	Redemption charge	0.00%	Performance fee	0.00%
Tranch volume	(07/29/2024) USD 11.51 mill.	Ongoing charges	-	Redeployment fee	0.00%
Total volume	(07/29/2024) USD 979.60 mill.	Dividends		Investment company	
Launch date	12/14/2017	Wellington M.Fd.(IE)			
KESt report funds	No	Cardinal Place, 80 Victoria Street, SW1E 5JL, London			
Business year start	01.01.	United Kingdom			
Sustainability type	-	https://www.wellingtonfunds.com			
Fund manager	Brian Garvey, Brij Khurana				

Performance	1M	6M	YTD	1Y	2Y	3Y	5Y	Since start
Performance	+1.09%	-10.62%	-13.04%	-10.50%	+7.44%	-	-	+5.34%
Performance p.a.	-	-	-	-10.53%	+3.65%	-	-	+2.46%
Sharpe ratio	0.72	-1.73	-1.86	-0.95	0.00	-	-	-0.07
Volatility	15.92%	13.80%	13.60%	14.91%	16.46%	0.00%	0.00%	16.84%
Worst month	-	-6.04%	-6.04%	-6.04%	-7.58%	-7.58%	0.00%	-7.58%
Best month	-	0.53%	5.59%	6.86%	7.65%	7.65%	0.00%	7.65%
Maximum loss	-4.49%	-14.33%	-15.16%	-15.75%	-15.75%	0.00%	0.00%	-

Distribution permission

Austria, Germany, Switzerland

<sup>1</sup> Important note on update status: The displayed date refers exclusively to the calculation of the NAV.

<sup>2</sup> The Mountain-View Data Fund Rating calculates a comparative ranking for funds using yield, volatility and trend data. For more information visit [MVD Funds Rating](#)

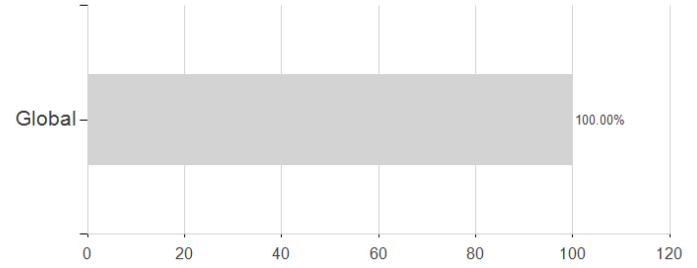
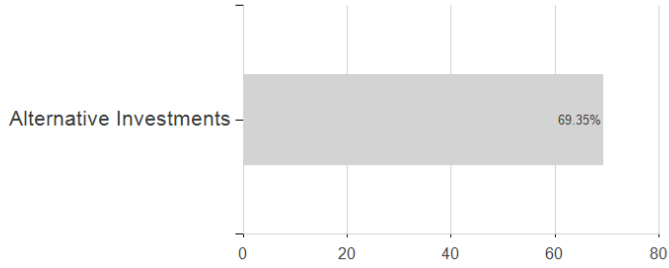
<sup>3</sup> Displays the Ethical-Dynamical Ratio calculated according to standard criteria. The maximum value is 100. For more information visit [EDA](#)

**Wellington Opportunistic Fixed Income Fund USD N Acc BRL H / IE000E6BCAM9 / A3DQDJ / Wellington M.Fd.(IE)**

Assessment Structure

Assets

Countries



Currencies

Branches

Rating

