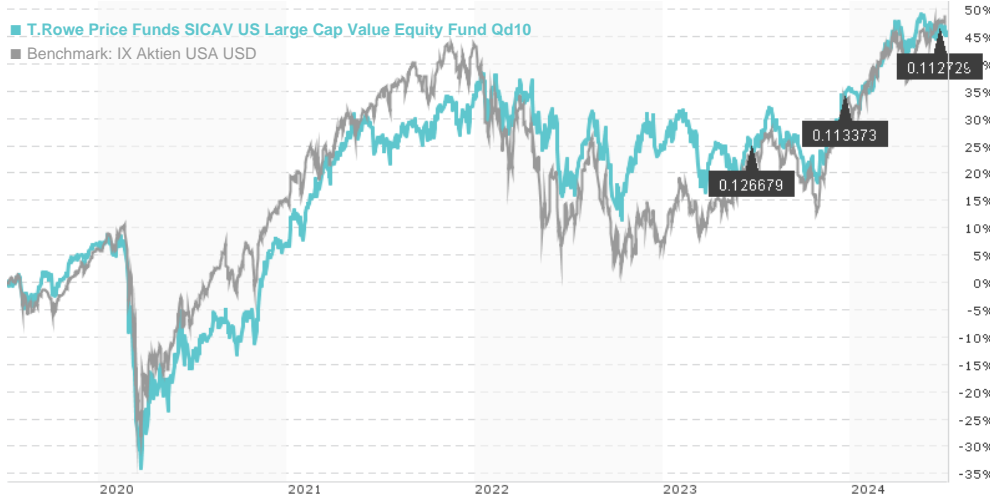


T.Rowe Price Funds SICAV US Large Cap Value Equity Fund Qd10 / LU1562330644 / A2DLK2 / T.Rowe Price M. (LU)

Last 07/05/2024 ¹	Country	Branch	Type of yield	Type
15.93 USD	United States of America	Mixed Sectors	paying dividend	Equity Fund



Risk key figures

SRI	1	2	3	4	5	6	7	
Mountain-View Funds Rating ²							EDA ³	58

Yearly Performance

2023	+8.90%
2022	-6.87%
2021	+25.13%
2020	-
2019	+23.76%

Master data		Conditions		Other figures	
Fund type	Single fund	Issue surcharge	0.00%	Minimum investment	USD 1,000.00
Category	Equity	Planned administr. fee	0.00%	Savings plan	-
Sub category	Mixed Sectors	Deposit fees	0.02%	UCITS / OGAW	Yes
Fund domicile	Luxembourg	Redemption charge	0.00%	Performance fee	0.00%
Tranch volume	(07/05/2024) USD 14.55 mill.	Ongoing charges	-	Redeployment fee	0.00%
Total volume	(07/05/2024) USD 749.27 mill.	Dividends		Investment company	
Launch date	2/28/2017	21.06.2024	0.11 USD	T.Rowe Price M. (LU)	
KESt report funds	No	19.12.2023	0.11 USD	100 East Pratt Street, MD 21202, Baltimore	
Business year start	01.01.	21.06.2023	0.13 USD	United States of America	
Sustainability type	-			https://www.troweprice.com	
Fund manager	Gabriel Solomon, John Linehan, Mark Finn				

Performance	1M	6M	YTD	1Y	2Y	3Y	5Y	Since start
Performance	-0.73%	+7.59%	+7.30%	+15.22%	+23.76%	+14.47%	+45.25%	+63.12%
Performance p.a.	-	-	-	+15.17%	+11.23%	+4.60%	+7.74%	+6.88%
Sharpe ratio	-1.19	1.22	1.14	1.07	0.53	0.06	0.21	0.19
Volatility	10.29%	9.95%	9.83%	10.74%	14.23%	15.46%	19.31%	17.11%
Worst month	-	-2.39%	-2.39%	-3.39%	-6.81%	-9.63%	-15.48%	-15.48%
Best month	-	5.36%	5.86%	6.99%	6.99%	6.99%	17.84%	17.84%
Maximum loss	-1.72%	-4.60%	-4.60%	-10.42%	-15.12%	-19.43%	-39.31%	-

Distribution permission

Austria, Germany, Switzerland, Luxembourg

¹ Important note on update status: The displayed date refers exclusively to the calculation of the NAV.

² The Mountain-View Data Fund Rating calculates a comparative ranking for funds using yield, volatility and trend data. For more information visit [MVD Funds Rating](#)

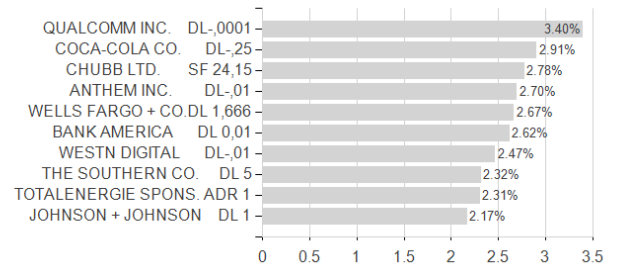
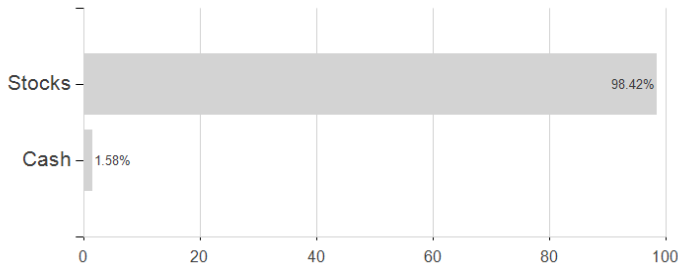
³ Displays the Ethical-Dynamical Ratio calculated according to standard criteria. The maximum value is 100. For more information visit [EDA](#)

T.Rowe Price Funds SICAV US Large Cap Value Equity Fund Qd10 / LU1562330644 / A2DLK2 / T.Rowe Price M. (LU)

Assessment Structure

Assets

Largest positions



Countries

Branches

Currencies

