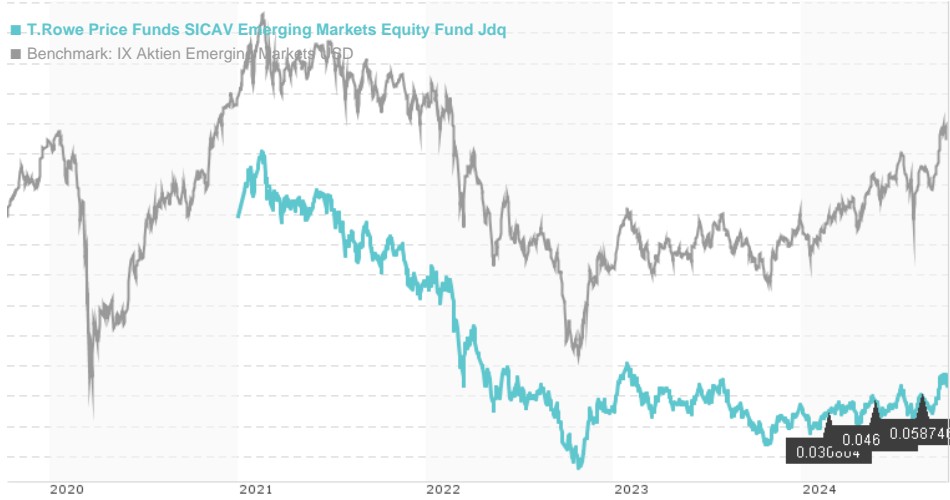


T.Rowe Price Funds SICAV Emerging Markets Equity Fund Jdq / LU0311545023 / A0M7EF / T.Rowe Price M. (LU)

Last 10/09/2024 ¹	Region	Branch	Type of yield	Type
8.57 USD	Emerging Markets	Mixed Sectors	paying dividend	Equity Fund



Risk key figures

SRI	1	2	3	4	5	6	7	
Mountain-View Funds Rating ²							EDA ³	79

Yearly Performance

2023	+1.38%
2022	-24.04%
2021	-10.69%

Master data		Conditions		Other figures	
Fund type	Single fund	Issue surcharge	0.00%	Minimum investment	USD 10,000,000.00
Category	Equity	Planned administr. fee	0.00%	Savings plan	-
Sub category	Mixed Sectors	Deposit fees	0.02%	UCITS / OGAW	Yes
Fund domicile	Luxembourg	Redemption charge	0.00%	Performance fee	0.00%
Tranch volume	(10/09/2024) USD 2.55 mill.	Ongoing charges	-	Redeployment fee	0.00%
Total volume	(10/09/2024) USD 249.80 mill.	Dividends		Investment company	
Launch date	10/31/2007	20.08.2024	0.06 USD	T.Rowe Price M. (LU)	
KESt report funds	No	22.05.2024	0.05 USD	100 East Pratt Street, MD 21202, Baltimore	
Business year start	01.01.	21.02.2024	0.03 USD	United States of America	
Sustainability type	-	21.11.2023	0.03 USD	https://www.troweprice.com	
Fund manager	Eric Moffett	21.08.2023	0.06 USD		

Performance	1M	6M	YTD	1Y	2Y	3Y	5Y	Since start
Performance	+6.06%	+3.80%	+4.45%	+11.90%	+16.70%	-23.55%	-	-28.17%
Performance p.a.	-	-	-	+11.87%	+8.03%	-8.57%	-	-8.39%
Sharpe ratio	6.23	0.30	0.18	0.61	0.31	-0.66	-	-0.66
Volatility	16.27%	14.93%	13.92%	14.07%	15.63%	18.07%	0.00%	17.66%
Worst month	-	-1.61%	-5.76%	-5.76%	-6.31%	-9.65%	0.00%	-9.65%
Best month	-	5.32%	5.32%	6.28%	15.82%	15.82%	0.00%	15.82%
Maximum loss	-2.50%	-9.85%	-9.85%	-9.85%	-17.69%	-39.73%	0.00%	-

Distribution permission

Austria, Germany, Switzerland, Czech Republic

¹ Important note on update status: The displayed date refers exclusively to the calculation of the NAV.

² The Mountain-View Data Fund Rating calculates a comparative ranking for funds using yield, volatility and trend data. For more information visit [MVD Funds Rating](#)

³ Displays the Ethical-Dynamical Ratio calculated according to standard criteria. The maximum value is 100. For more information visit [EDA](#)

T.Rowe Price Funds SICAV Emerging Markets Equity Fund Jdq / LU0311545023 / A0M7EF / T.Rowe Price M. (LU)

Investment strategy

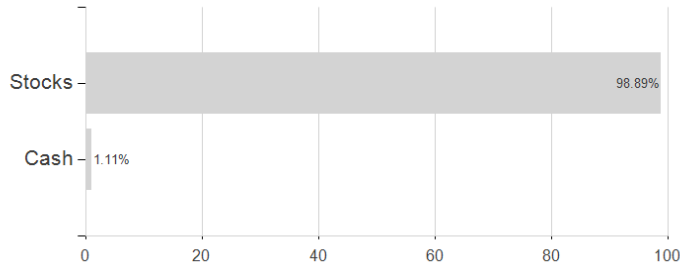
The fund is actively managed and invests mainly in a diversified portfolio of shares of emerging market companies.

Investment goal

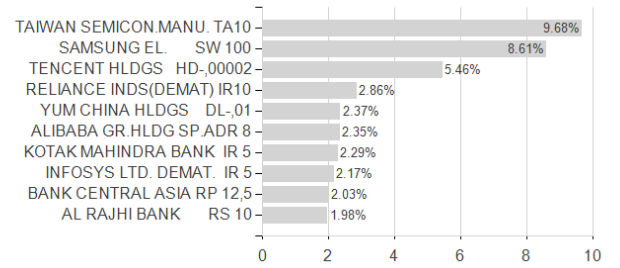
To increase the value of its shares, over the long term, through growth in the value of its investments.

Assessment Structure

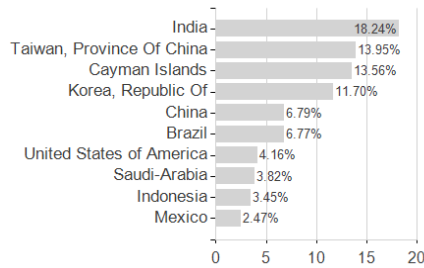
Assets



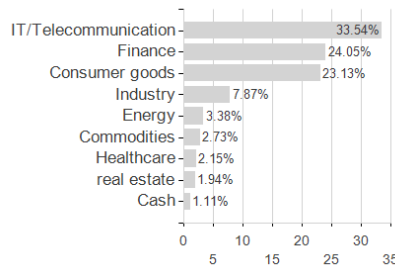
Largest positions



Countries



Branches



Currencies

