

Bethmann Aktien Nachhaltigkeit - Anteilklasse D / DE000A3DEBA6 / A3DEBA / Universal-Investment

Last 08/26/2024 ¹	Region	Branch	Type of yield	Type
115.95 EUR	Worldwide	Mixed Sectors	paying dividend	Equity Fund



Risk key figures

SRI: 1 2 3 4 5 6 7

Mountain-View Funds Rating²: EDA³

▲▲▲▲▲▲

85

Yearly Performance

Master data		Conditions		Other figures	
Fund type	Single fund	Issue surcharge	5.00%	Minimum investment	EUR 1,500,000.00
Category	Equity	Planned administr. fee	0.00%	Savings plan	-
Sub category	Mixed Sectors	Deposit fees	0.15%	UCITS / OGAW	Yes
Fund domicile	Germany	Redemption charge	0.00%	Performance fee	0.00%
Tranch volume	(08/26/2024) EUR 21.66 mill.	Ongoing charges	-	Redeployment fee	0.00%
Total volume	(08/26/2024) EUR 157.11 mill.	Dividends		Investment company	
Launch date	6/30/2023	15.11.2023	0.40 EUR	Universal-Investment	
KESt report funds	No	Theodor-Heuss-Allee 70, 60486, Frankfurt am Main			
Business year start	01.10.	Germany			
Sustainability type	Ethics/ecology	https://www.universal-investment.com			
Fund manager	-				

Performance	1M	6M	YTD	1Y	2Y	3Y	5Y	Since start
Performance	+0.78%	+4.98%	+12.13%	+17.04%	-	-	-	+16.42%
Performance p.a.	-	-	-	+17.09%	-	-	-	+14.01%
Sharpe ratio	0.43	0.79	1.97	1.71	-	-	-	1.28
Volatility	14.11%	8.45%	8.00%	7.98%	0.00%	0.00%	0.00%	8.24%
Worst month	-	-2.46%	-2.46%	-2.70%	-2.70%	0.00%	0.00%	-2.70%
Best month	-	4.22%	4.22%	6.21%	6.21%	0.00%	0.00%	6.21%
Maximum loss	-4.97%	-6.44%	-6.44%	-6.44%	0.00%	0.00%	0.00%	-

Distribution permission

Austria, Germany

¹ Important note on update status: The displayed date refers exclusively to the calculation of the NAV.

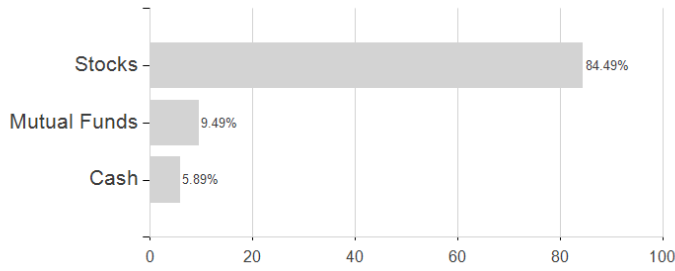
² The Mountain-View Data Fund Rating calculates a comparative ranking for funds using yield, volatility and trend data. For more information visit [MVD Funds Rating](#)

³ Displays the Ethical-Dynamical Ratio calculated according to standard criteria. The maximum value is 100. For more information visit [EDA](#)

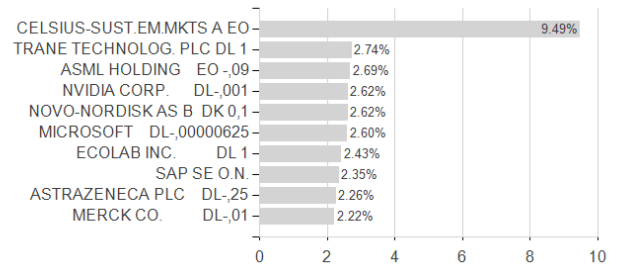
Bethmann Aktien Nachhaltigkeit - Anteilklasse D / DE000A3DEBA6 / A3DEBA / Universal-Investment

Assessment Structure

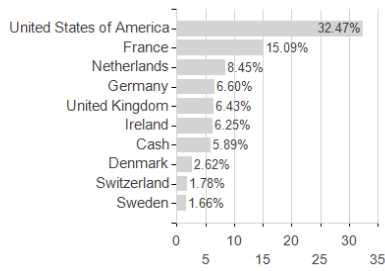
Assets



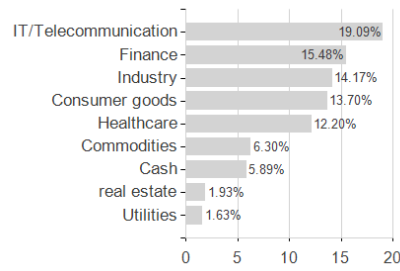
Largest positions



Countries



Branches



Currencies

