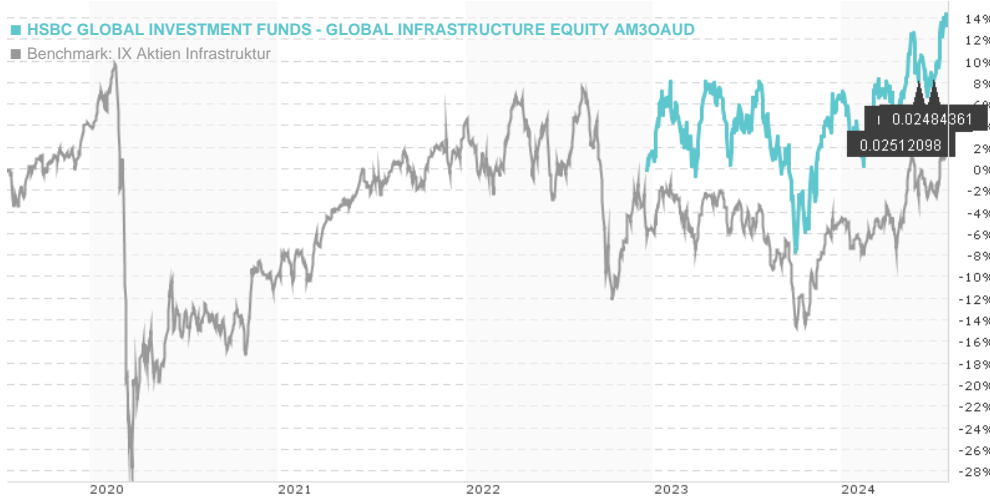


HSBC GLOBAL INVESTMENT FUNDS - GLOBAL INFRASTRUCTURE EQUITY AM30AUD / LU2545637576 / A3EMGF /

Last 07/23/2024 <sup>1</sup>	Region	Branch	Type of yield	Type
10.89 AUD	Worldwide	Sector Infrastructure	paying dividend	Equity Fund



**Risk key figures**

SRI: 1 2 3 4 **5** 6 7

Mountain-View Funds Rating<sup>2</sup>: EDA<sup>3</sup>

76

**Yearly Performance**

2023: +5.32%

Master data		Conditions		Other figures	
Fund type	Single fund	Issue surcharge	5.00%	Minimum investment	USD 5,000.00
Category	Equity	Planned administr. fee	0.00%	Savings plan	-
Sub category	Sector Infrastructure	Deposit fees	0.00%	UCITS / OGAW	Yes
Fund domicile	Luxembourg	Redemption charge	0.00%	Performance fee	0.00%
Tranch volume	(07/23/2024) USD 0.342 mill.	Ongoing charges	-	Redeployment fee	0.00%
Total volume	-	Dividends		Investment company	
Launch date	12/19/2022	28.06.2024	0.02 AUD	HSBC Inv. Funds (LU)	
KESt report funds	No	29.05.2024	0.03 AUD	18, Boulevard de Kockelscheuer, 1821, Luxembourg	
Business year start	01.04.	24.04.2024	0.03 AUD	Luxembourg	
Sustainability type	-	27.03.2024	0.02 AUD	www.assetmanagement.hsbc.lu	
Fund manager	HSBC Index and Systematic Equity Portfolio Management Team	29.02.2024	0.02 AUD		

Performance	1M	6M	YTD	1Y	2Y	3Y	5Y	Since start
Performance	+3.96%	+11.83%	+6.33%	+5.47%	-	-	-	+13.36%
Performance p.a.	-	-	-	+5.47%	-	-	-	+8.20%
Sharpe ratio	5.14	1.86	0.69	0.13	-	-	-	0.34
Volatility	11.54%	11.53%	11.55%	13.67%	0.00%	0.00%	0.00%	13.33%
Worst month	-	-1.97%	-1.97%	-5.18%	-7.01%	0.00%	0.00%	-7.01%
Best month	-	4.63%	4.63%	8.84%	8.84%	0.00%	0.00%	8.84%
Maximum loss	-1.13%	-5.68%	-6.48%	-14.65%	0.00%	0.00%	0.00%	-

**Distribution permission**

Austria, Germany, Switzerland, Luxembourg

<sup>1</sup> Important note on update status: The displayed date refers exclusively to the calculation of the NAV.

<sup>2</sup> The Mountain-View Data Fund Rating calculates a comparative ranking for funds using yield, volatility and trend data. For more information visit [MVD Funds Rating](#)

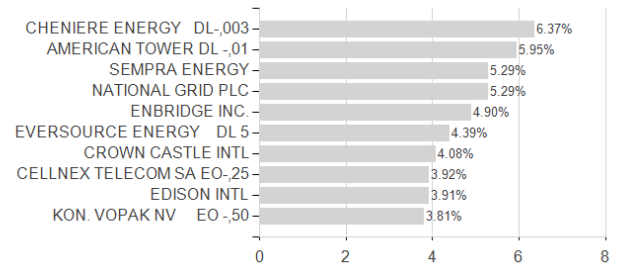
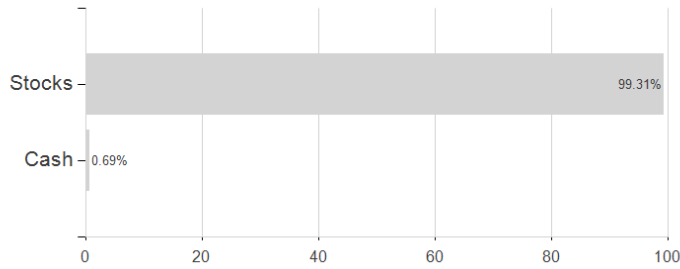
<sup>3</sup> Displays the Ethical-Dynamical Ratio calculated according to standard criteria. The maximum value is 100. For more information visit [EDA](#)

**HSBC GLOBAL INVESTMENT FUNDS - GLOBAL INFRASTRUCTURE EQUITY AM30AUD / LU2545637576 / A3EMGF /**

Assessment Structure

Assets

Largest positions



Countries

Branches

Currencies

