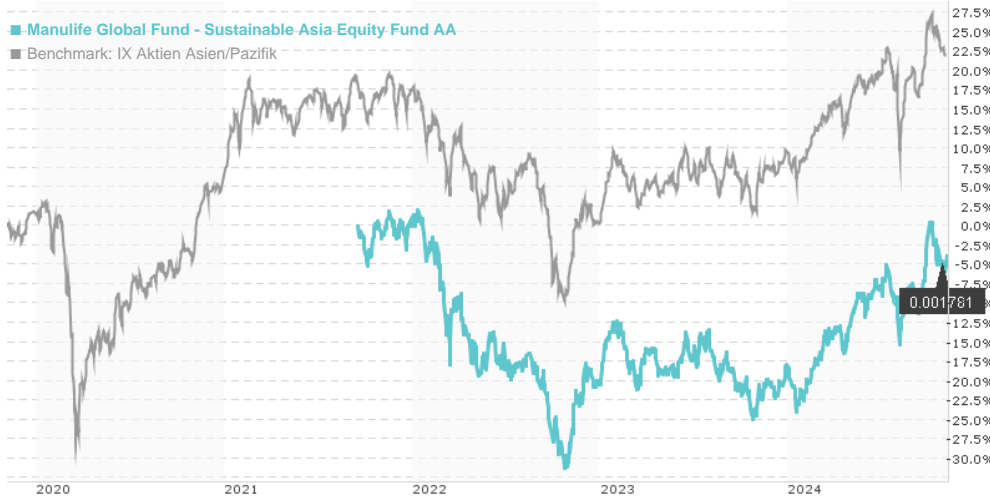


Manulife Global Fund - Sustainable Asia Equity Fund AA / LU0314105171 / A0YHMT / Manulife IM

Last 11/05/2024 <sup>1</sup>	Region	Branch	Type of yield	Type
1.44 USD	Asia/Pacific	Mixed Sectors	paying dividend	Equity Fund



Risk key figures

SRI 1 2 3 4 5 6 7

Mountain-View Funds Rating<sup>2</sup> EDA<sup>3</sup>



Yearly Performance

2023	+2.98%
2022	-21.01%

Master data		Conditions		Other figures	
Fund type	Single fund	Issue surcharge	5.00%	Minimum investment	USD 1,000.00
Category	Equity	Planned administr. fee	0.00%	Savings plan	-
Sub category	Mixed Sectors	Deposit fees	0.40%	UCITS / OGAW	Yes
Fund domicile	Luxembourg	Redemption charge	0.00%	Performance fee	0.00%
Tranch volume	(11/05/2024) USD 107.81 mill.	Ongoing charges	-	Redeployment fee	0.00%
Total volume	(11/05/2024) USD 112.38 mill.	Dividends		Investment company	
Launch date	11/19/2007	25.10.2024	0.00 USD	Manulife IM	
KESt report funds	No	197 Clarendon Street, MA 02116, Boston			
Business year start	01.07.	United States of America			
Sustainability type	Ethics/ecology	www.manulifeim.com/			
Fund manager	-				

Performance	1M	6M	YTD	1Y	2Y	3Y	5Y	Since start
Performance	-4.30%	+8.24%	+16.95%	+20.78%	+30.51%	-2.74%	-	-3.86%
Performance p.a.	-	-	-	+20.78%	+14.26%	-0.92%	-	-1.25%
Sharpe ratio	-2.98	0.93	1.19	1.23	0.76	-0.25	-	-0.27
Volatility	15.28%	15.13%	14.54%	14.40%	14.78%	16.34%	0.00%	16.17%
Worst month	-	-5.16%	-5.78%	-5.78%	-6.09%	-9.11%	0.00%	-9.11%
Best month	-	7.15%	7.15%	7.15%	15.48%	15.48%	0.00%	15.48%
Maximum loss	-6.28%	-10.94%	-10.94%	-10.94%	-14.32%	-32.69%	0.00%	-

Distribution permission

Switzerland

1 Important note on update status: The displayed date refers exclusively to the calculation of the NAV.

2 The Mountain-View Data Fund Rating calculates a comparative ranking for funds using yield, volatility and trend data. For more information visit [MVD Funds Rating](#)

3 Displays the Ethical-Dynamical Ratio calculated according to standard criteria. The maximum value is 100. For more information visit [EDA](#)

**Manulife Global Fund - Sustainable Asia Equity Fund AA / LU0314105171 / A0YHMT / Manulife IM**

**Investment strategy**

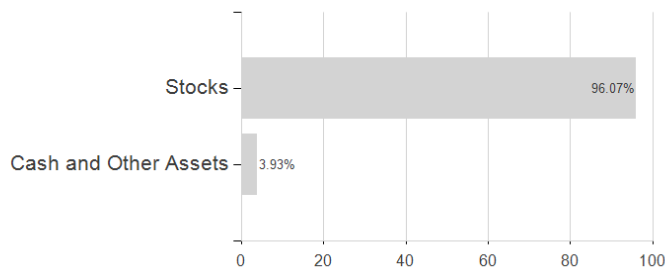
Sustainability attributes may include, or be defined or characterized by the Investment Manager as, but are not limited to, an issuer's performance on and management of certain environmental factors, such as climate change and natural resource use; social factors, such as labour standards and diversity considerations; and governance factors, such as board composition and business ethics ("ESG"). Issuers with improving sustainability attributes are those that the Investment Manager considers demonstrate awareness and commitment to ESG issues, while issuers with strong sustainability attributes are those that the Investment Manager considers demonstrate stronger performance on and management of ESG issues compared to their peers. In order to select securities of companies with strong or improving sustainability attributes, the Investment Manager will adhere to a process of ESG integration, an exclusion framework, applying ESG rankings, and active stewardship. The Sub-Fund shall adhere to an exclusion framework where certain companies are not considered permissible for investment.

**Investment goal**

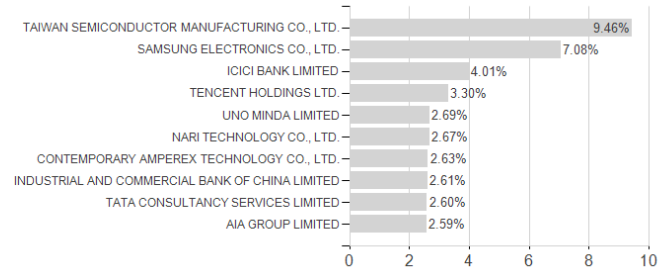
Sustainable Asia Equity Fund aims to achieve capital growth by investing at least 80% of its net assets in equity and equity related securities of companies incorporated, located, listed or with significant business interests in Asia, including Australia, and New Zealand, that have been identified as demonstrating strong or improving sustainability attributes. Such equity and equity related securities include common stocks, preferred stocks, REITs and depositary receipts. The Sub-Fund will invest less than 30% of its net assets in REITs.

**Assessment Structure**

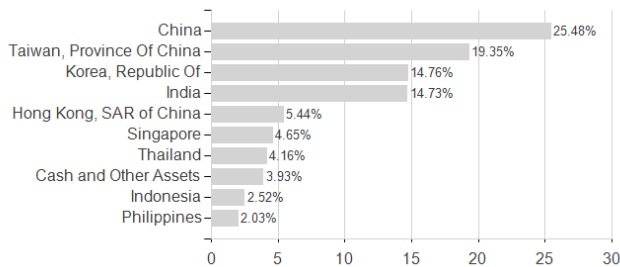
**Assets**



**Largest positions**



**Countries**



**Branches**

