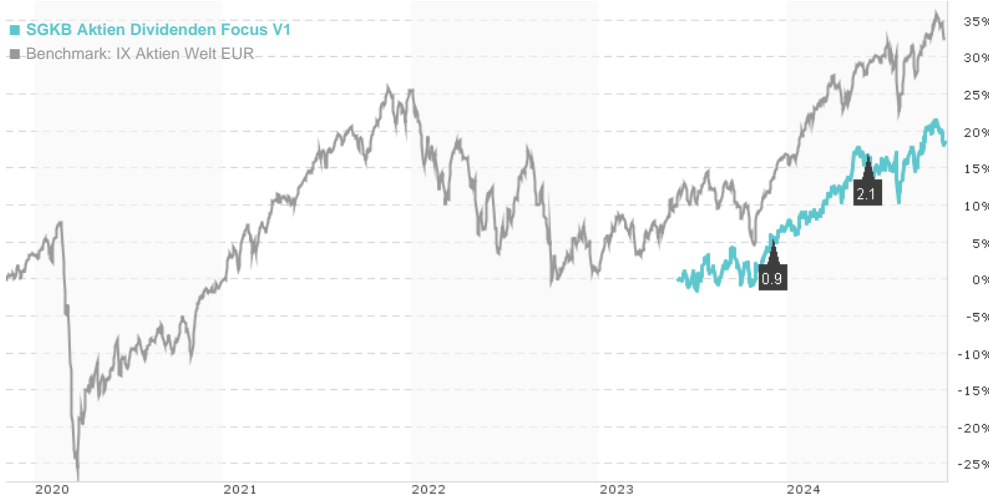


SGKB Aktien Dividenden Focus V1 / DE000SGKB0Q2 / SGKB0Q / Universal-Investment

Last 11/04/2024 ¹	Region	Branch	Type of yield	Type
115.41 EUR	Worldwide	Mixed Sectors	paying dividend	Equity Fund



Risk key figures

SRI	1	2	3	4	5	6	7
Mountain-View Funds Rating ²							EDA ³
							-

Yearly Performance

Master data		Conditions		Other figures	
Fund type	Single fund	Issue surcharge	5.00%	Minimum investment	UNT 0
Category	Equity	Planned administr. fee	0.00%	Savings plan	Yes
Sub category	Mixed Sectors	Deposit fees	0.05%	UCITS / OGAW	Yes
Fund domicile	Germany	Redemption charge	0.00%	Performance fee	10.00%
Tranch volume	(11/04/2024) EUR 36.47 mill.	Ongoing charges	-	Redeployment fee	0.00%
Total volume	(11/04/2024) EUR 36.76 mill.	Dividends		Investment company	
Launch date	6/5/2023	06.06.2024	2.10 EUR	Universal-Investment	
KESt report funds	No	05.12.2023	0.90 EUR	Theodor-Heuss-Allee 70, 60486, Frankfurt am Main	
Business year start	01.10.			Germany	
Sustainability type	-			https://www.universal-investment.com	
Fund manager	-				

Performance	1M	6M	YTD	1Y	2Y	3Y	5Y	Since start
Performance	-1.71%	+3.86%	+10.79%	+16.46%	-	-	-	+18.55%
Performance p.a.	-	-	-	+16.51%	-	-	-	+12.74%
Sharpe ratio	-3.11	0.50	1.14	1.60	-	-	-	1.12
Volatility	6.90%	9.64%	8.67%	8.40%	0.00%	0.00%	0.00%	8.68%
Worst month	-	-2.07%	-2.07%	-2.07%	-2.07%	0.00%	0.00%	-2.07%
Best month	-	2.95%	3.56%	4.46%	4.46%	0.00%	0.00%	4.46%
Maximum loss	-2.78%	-6.32%	-6.32%	-6.32%	0.00%	0.00%	0.00%	-

Distribution permission

Germany

¹ Important note on update status: The displayed date refers exclusively to the calculation of the NAV.

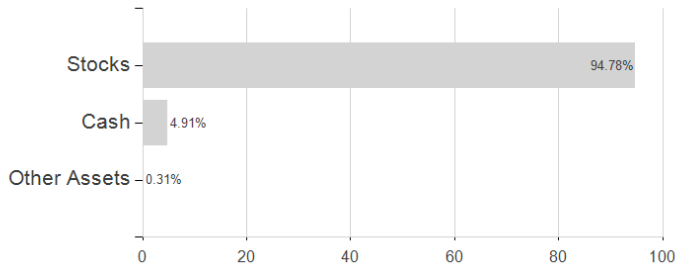
² The Mountain-View Data Fund Rating calculates a comparative ranking for funds using yield, volatility and trend data. For more information visit [MVD Funds Rating](#)

³ Displays the Ethical-Dynamical Ratio calculated according to standard criteria. The maximum value is 100. For more information visit [EDA](#)

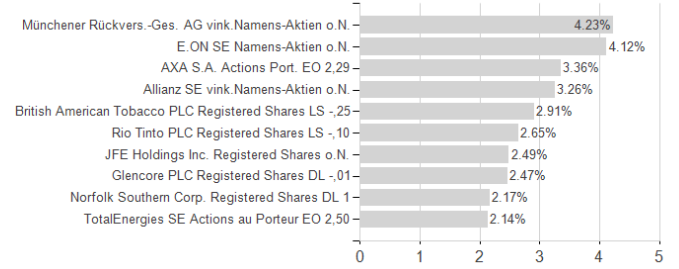
SGKB Aktien Dividenden Focus V1 / DE00SGKB0Q2 / SGKB0Q / Universal-Investment

Assessment Structure

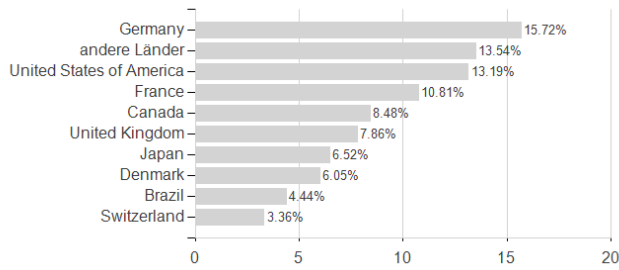
Assets



Largest positions



Countries



Branches

