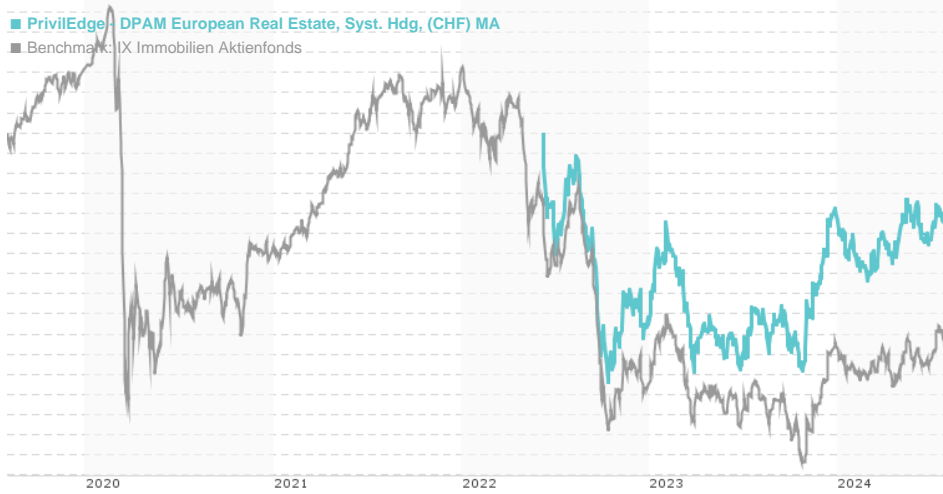


PriviEdge - DPAM European Real Estate, Syst. Hdg, (CHF) MA / LU1515331087 / A2DGCA / Lombard Odier F.(EU)

Last 07/31/2024 <sup>1</sup>	Region	Branch	Type of yield	Type
10.48 CHF	Europe	Real Estate Fund/Equity	reinvestment	Real Estate Investment Fund



Risk key figures

SRI	1	2	3	4	5	6	7
-----	---	---	---	---	---	---	---

Mountain-View Funds Rating <sup>2</sup>	EDA <sup>3</sup>
▲▲▲▲▲▲▲	-

Yearly Performance

2023	+13.42%
------	---------

Master data		Conditions		Other figures	
Fund type	Single fund	Issue surcharge	5.00%	Minimum investment	EUR 3,000.00
Category	Real Estate	Planned administr. fee	0.00%	Savings plan	-
Sub category	Real Estate Fund/Equity	Deposit fees	0.00%	UCITS / OGAW	Yes
Fund domicile	Luxembourg	Redemption charge	0.00%	Performance fee	0.00%
Tranch volume	(07/31/2024) EUR 5.88 mill.	Ongoing charges	-	Redeployment fee	0.00%
Total volume	(07/31/2024) EUR 65.90 mill.	Dividends		Investment company	
Launch date	11/15/2016			Lombard Odier F.(EU)	
KESt report funds	Yes			291, route d'Arlon, L-1150, Luxembourg	
Business year start	01.10.			Luxembourg	
Sustainability type	-			https://www.lombardodier.com	
Fund manager	Degroof Petercam Asset Management SA				

Performance	1M	6M	YTD	1Y	2Y	3Y	5Y	Since start
Performance	+2.91%	+2.42%	+0.27%	+11.85%	-4.21%	-	-	-7.86%
Performance p.a.	-	-	-	+11.81%	-2.13%	-	-	-3.74%
Sharpe ratio	4.56	0.12	-0.29	0.61	-0.37	-	-	-0.47
Volatility	8.38%	11.03%	11.00%	13.46%	15.50%	0.00%	0.00%	15.79%
Worst month	-	-5.00%	-5.00%	-5.00%	-11.28%	-11.28%	0.00%	-11.28%
Best month	-	5.57%	7.23%	8.81%	8.81%	8.81%	0.00%	8.81%
Maximum loss	-1.81%	-5.08%	-6.55%	-7.83%	-23.06%	0.00%	0.00%	-

Distribution permission

Germany, Switzerland, Luxembourg

<sup>1</sup> Important note on update status: The displayed date refers exclusively to the calculation of the NAV.

<sup>2</sup> The Mountain-View Data Fund Rating calculates a comparative ranking for funds using yield, volatility and trend data. For more information visit [MVD Funds Rating](#)

DISCLAIMER: The information on this page are for informational purposes only and should neither an offer to sell nor a solicitation for the purchase of the security or recommendation in favor of the security to be understood. baha GmbH assumes no liability despite thorough searches for the accuracy of the data.

Funds data from: www.mountain-view.com. Fact Sheet created by: www.baha.com

PrivilEdge - DPAM European Real Estate, Syst. Hdg, (CHF) MA / LU1515331087 / A2DGCA / Lombard Odier F.(EU)

Investment strategy

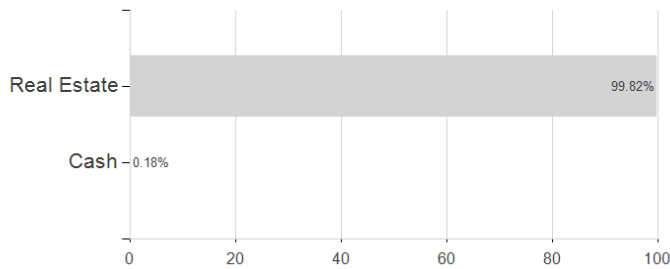
The Sub-Fund aims to generate capital growth over the long term. It mainly invests in bonds and equities of, or conferring access to, issuers representative of the European real estate sector. The Investment Manager will select securities by means of a fundamental and bottom-up approach, based on in-depth knowledge of firms, proprietary research, internal valuation models and systematic rankings. Top-down views and real estate cycles will be fully integrated into company analysis.

Investment goal

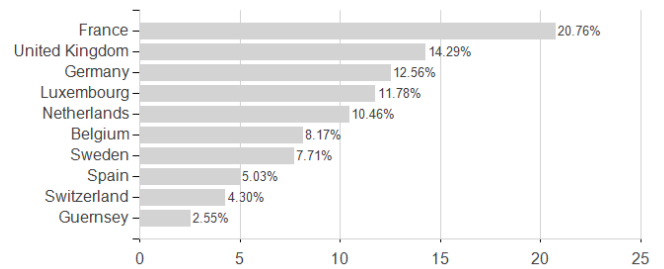
The Sub-Fund is actively managed in reference to a benchmark. The GPR European Real Estate Balanced (the "Benchmark") is used to define the initial investment universe for individual security selection, for performance comparison as well as for internal risk monitoring purposes, without implying any particular constraints to the Sub-Fund's investments. The Sub-Fund's securities will generally be similar to those of the Benchmark but the security weightings are expected to differ materially. The Investment Manager may also select securities not included in the Benchmark in order to take advantage of investment opportunities.

Assessment Structure

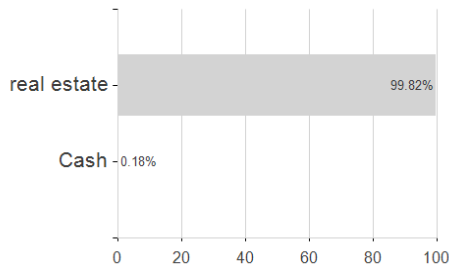
Assets



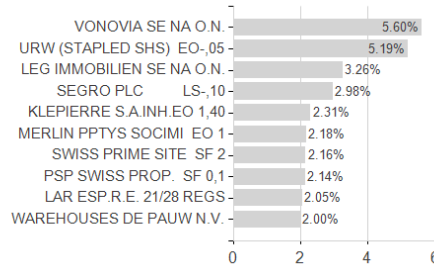
Countries



Branches



Largest positions



Currencies

