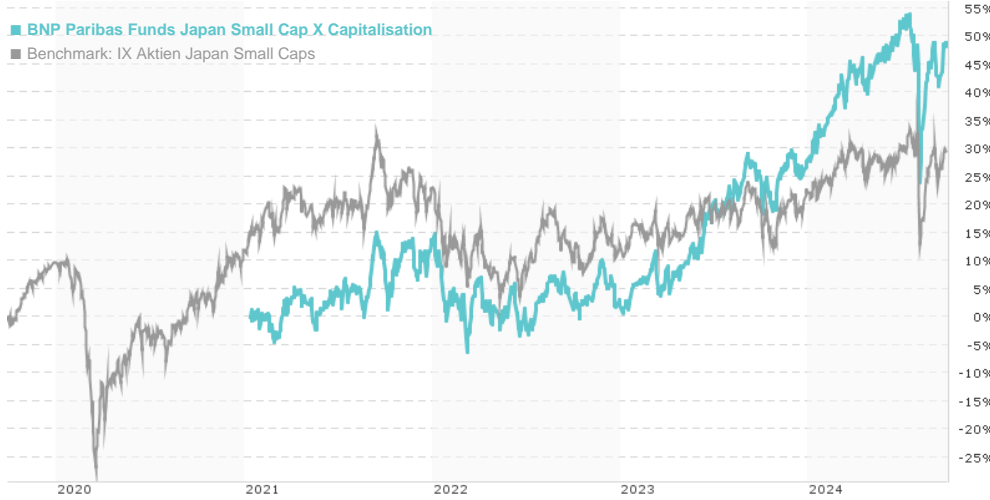


BNP Paribas Funds Japan Small Cap X Capitalisation / LU0107096363 / 844693 / BNP PARIBAS AM (LU)

| | | | | |
|------------------------------|---------|---------------|---------------|-------------|
| Last 09/25/2024 ¹ | Country | Branch | Type of yield | Type |
| 28966.00 JPY | Japan | Mixed Sectors | reinvestment | Equity Fund |



Risk key figures

| | | | | | | | |
|---|------------------|---|---|---|---|---|---|
| SRI | 1 | 2 | 3 | 4 | 5 | 6 | 7 |
| Mountain-View Funds Rating ² | EDA ³ | | | | | | |
| | 77 | | | | | | |

Yearly Performance

| | |
|------|---------|
| 2023 | +24.99% |
| 2022 | -10.11% |
| 2021 | +13.75% |

| Master data | | Conditions | | Other figures | |
|---------------------|-----------------------------------|---|-------|--------------------|-------|
| Fund type | Single fund | Issue surcharge | 0.00% | Minimum investment | UNT 0 |
| Category | Equity | Planned administr. fee | 0.00% | Savings plan | - |
| Sub category | Mixed Sectors | Deposit fees | 0.00% | UCITS / OGAW | Yes |
| Fund domicile | Luxembourg | Redemption charge | 0.00% | Performance fee | 0.00% |
| Tranch volume | (09/25/2024) JPY 5.50 mill. | Ongoing charges | - | Redeployment fee | 0.00% |
| Total volume | (09/25/2024) JPY 115,782.17 mill. | Dividends | | Investment company | |
| Launch date | 12/19/2000 | BNP PARIBAS AM (LU) | | | |
| KESr report funds | No | 10, rue Edward Steichen, 2540, Luxembourg | | | |
| Business year start | 01.01. | Luxembourg | | | |
| Sustainability type | - | https://www.bnpparibas-am.com | | | |
| Fund manager | MATSUSHIMA Shunsuke | | | | |

| Performance | 1M | 6M | YTD | 1Y | 2Y | 3Y | 5Y | Since start |
|------------------|--------|---------|---------|---------|---------|---------|-------|-------------|
| Performance | +3.05% | +3.68% | +16.57% | +18.17% | +47.14% | +33.65% | - | +48.96% |
| Performance p.a. | - | - | - | +18.12% | +21.43% | +10.16% | - | +11.36% |
| Sharpe ratio | 2.63 | 0.18 | 0.99 | 0.77 | 1.09 | 0.38 | - | 0.46 |
| Volatility | 15.48% | 22.35% | 20.23% | 19.27% | 16.61% | 17.71% | 0.00% | 17.27% |
| Worst month | - | -2.47% | -2.47% | -2.47% | -5.94% | -10.16% | 0.00% | -10.16% |
| Best month | - | 3.07% | 5.85% | 6.17% | 8.86% | 8.86% | 0.00% | 8.86% |
| Maximum loss | -5.31% | -19.38% | -19.38% | -19.38% | -19.38% | -19.38% | 0.00% | - |

Distribution permission

Austria, Germany, Switzerland, Luxembourg, Czech Republic

¹ Important note on update status: The displayed date refers exclusively to the calculation of the NAV.
² The Mountain-View Data Fund Rating calculates a comparative ranking for funds using yield, volatility and trend data. For more information visit [MVD Funds Rating](#)

BNP Paribas Funds Japan Small Cap X Capitalisation / LU0107096363 / 844693 / BNP PARIBAS AM (LU)

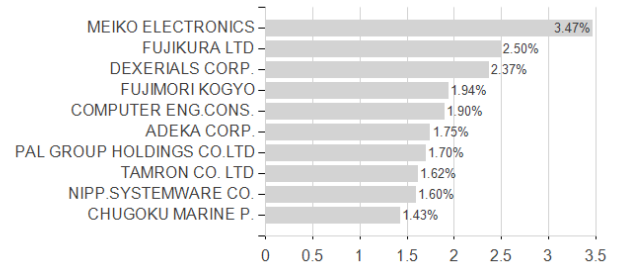
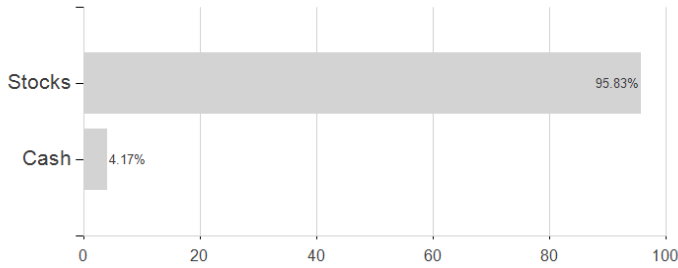
Investment goal

This Fund is actively managed. The benchmark Russell Nomura Small Caps (RI) is used for performance comparison only. The Fund is not benchmark constrained and its performance may deviate significantly from that of the benchmark. The Fund seeks to increase the value of its assets over the medium term by investing in shares of small Japanese companies, and/or small companies operating in Japan. Environmental, social and governance (ESG) criteria contribute to, but are not a determining factor in, the investment manager's decision making. Incomes are systematically reinvested.

Assessment Structure

Assets

Largest positions



Countries

Branches

Currencies

