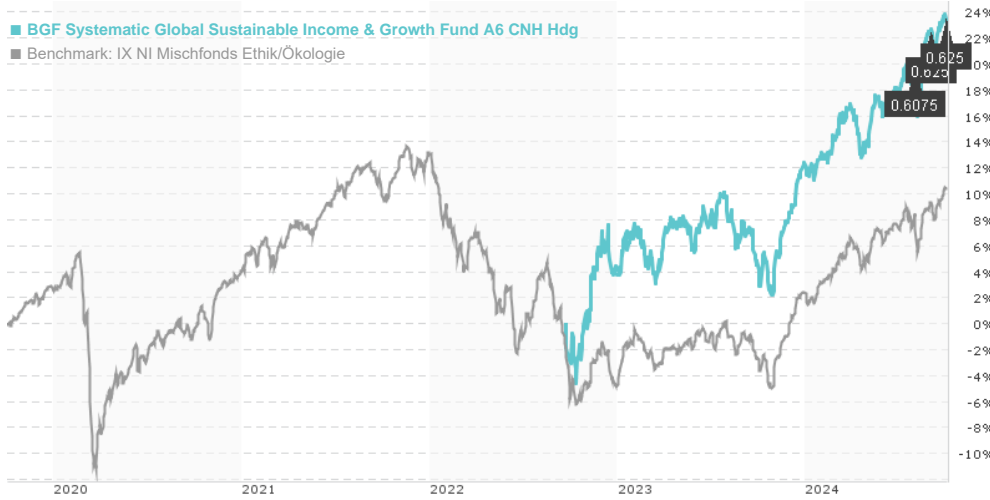


BGF Systematic Global Sustainable Income & Growth Fund A6 CNH Hdg / LU2496684197 / A3DTJM / BlackRock (LU)

Last 10/03/2024 ¹	Region	Branch	Type of yield	Type
108.15 CNH	Worldwide	Mixed Fund/Focus Equity	paying dividend	Mixed Fund



Risk key figures

SRI	1	2	3	4	5	6	7
Mountain-View Funds Rating ²							EDA ³
-							75

Yearly Performance

2023	+8.26%
------	--------

Master data		Conditions		Other figures	
Fund type	Fund of funds	Issue surcharge	5.00%	Minimum investment	USD 5,000.00
Category	Mixed Fund	Planned administr. fee	0.00%	Savings plan	-
Sub category	Mixed Fund/Focus Equity	Deposit fees	0.45%	UCITS / OGAW	Yes
Fund domicile	Luxembourg	Redemption charge	0.00%	Performance fee	0.00%
Tranch volume	-	Ongoing charges	-	Redeployment fee	0.00%
Total volume	(10/02/2024) USD 157.13 mill.	Dividends		Investment company	
Launch date	9/22/2022	30.09.2024	0.63 CNH	BlackRock (LU)	
KESt report funds	No	30.08.2024	0.63 CNH	35a Avenue JF Kennedy, 1855, Luxembourg	
Business year start	01.09.	31.07.2024	0.61 CNH	Luxembourg	
Sustainability type	Ethics/ecology	28.06.2024	0.61 CNH	https://www.blackrock.com	
Fund manager	Robert Fisher, Riyadh Ali, Raffaele Savi	31.05.2024	0.61 CNH		

Performance	1M	6M	YTD	1Y	2Y	3Y	5Y	Since start
Performance	+0.26%	+5.75%	+9.19%	+18.53%	+26.51%	-	-	+22.80%
Performance p.a.	-	-	-	+18.48%	+12.46%	-	-	+10.63%
Sharpe ratio	-0.01	1.25	1.46	2.40	1.23	-	-	0.98
Volatility	4.73%	6.82%	6.24%	6.37%	7.48%	0.00%	0.00%	7.58%
Worst month	-	-2.34%	-2.34%	-2.34%	-2.82%	-2.82%	0.00%	-2.82%
Best month	-	2.22%	3.86%	5.53%	5.53%	5.53%	0.00%	5.53%
Maximum loss	-1.27%	-3.48%	-3.53%	-3.53%	-7.24%	0.00%	0.00%	-

Distribution permission

Austria, Germany, Switzerland, Czech Republic

1 Important note on update status: The displayed date refers exclusively to the calculation of the NAV.
 2 The Mountain-View Data Fund Rating calculates a comparative ranking for funds using yield, volatility and trend data. For more information visit [MVD Funds Rating](#)
 3 Displays the Ethical-Dynamical Ratio calculated according to standard criteria. The maximum value is 100. For more information visit [EDA](#)

BGF Systematic Global Sustainable Income & Growth Fund A6 CNH Hdg / LU2496684197 / A3DTJM / BlackRock (LU)

Investment strategy

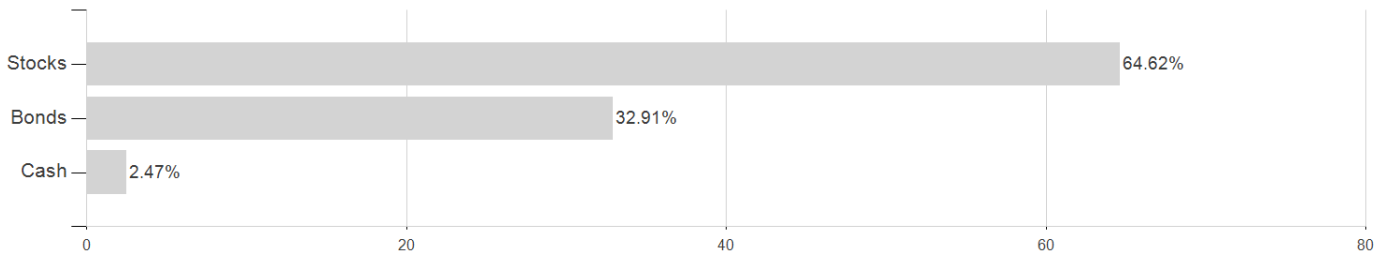
The Fund is actively managed, and the investment adviser (IA) has discretion to select the Fund's investments. In doing so may take into consideration a composite benchmark comprising 33.3% MSCI World Minimum Volatility Index, 33.3% MSCI All Country World Index, 16.7% BBG Global Aggregate Corporate Index and 16.7% BBG Global High Yield Corp ex Emerging Markets Index Hedged in USD (Index) when constructing the Fund's portfolio, and for risk management purposes. The IA will create a portfolio that seeks to deliver a superior ESG outcome versus the Index and the weighted average ESG score of the Fund will be higher than the ESG rating of the Index after eliminating at least 20% of the least well-rated securities from the Index and the IA intends the Fund to have a carbon emissions intensity score that is lower than the Index.

Investment goal

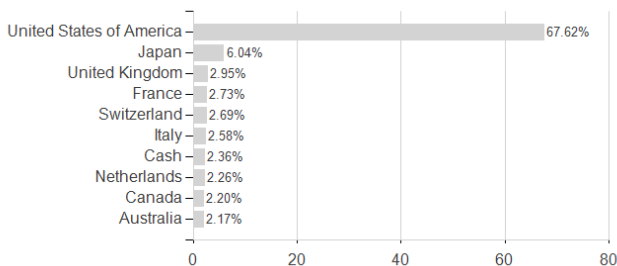
The Fund seeks to provide income and capital growth from its investments in a manner consistent with the principles of environmental, social and governance (ESG) focused investing. The Fund will invest globally, directly and indirectly, in the full spectrum of permitted investments including on average, typically two thirds of its total assets in equities and one third of its total assets in fixed income transferable securities (also known as debt securities which may include the Fund investing up to 20% of its total assets in some high yield fixed income transferable securities), as well as investing in units of other funds, cash, deposits and money market instruments. The Fund may invest in companies located in developed markets and emerging markets globally. The Fund will use quantitative (i.e. mathematical or statistical) models in order to achieve a systematic approach to stock selection. This means that stocks will be selected and weightings allocated based on their ESG attributes and on forecasts of return, risk and transaction costs.

Assessment Structure

Assets



Countries



Largest positions

