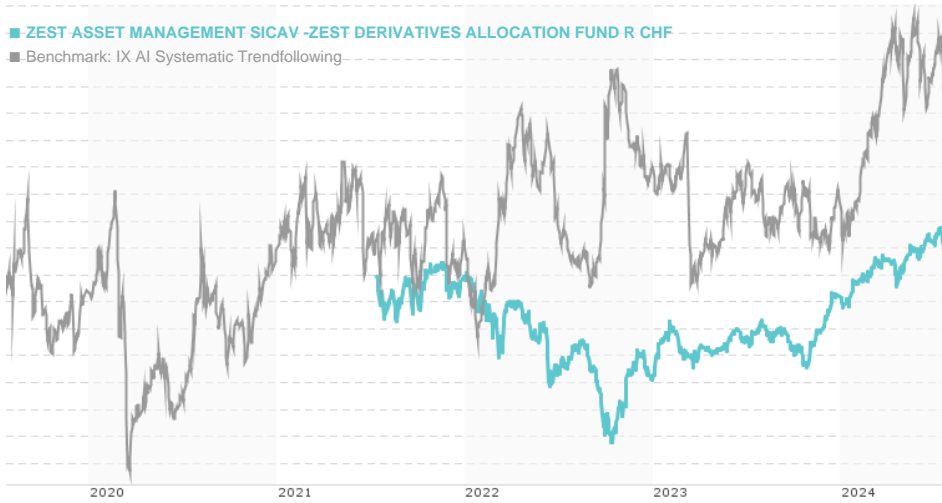


ZEST ASSET MANAGEMENT SICAV -ZEST DERIVATIVES ALLOCATION FUND R CHF / LU1532289656 / ZE0008 /

| | | | | |
|------------------------------|-----------|--------------------|---------------|----------------------|
| Last 07/22/2024 ¹ | Region | Branch | Type of yield | Type |
| 104.67 CHF | Worldwide | AI Managed Futures | reinvestment | Alternative Investm. |

■ ZEST ASSET MANAGEMENT SICAV -ZEST DERIVATIVES ALLOCATION FUND R CHF
■ Benchmark: IX AI Systematic Trendfollowing



Risk key figures

SRI 1 2 3 4 5 6 7

Mountain-View Funds Rating² EDA³

- -

Yearly Performance

2023 +3.22%

2022 -3.70%

| Master data | | Conditions | | Other figures | |
|---------------------|------------------------------|---|-------|---------------------------|---------------|
| Fund type | Single fund | Issue surcharge | 3.00% | Minimum investment | EUR 10,000.00 |
| Category | Alternative Investments | Planned administr. fee | 0.00% | Savings plan | - |
| Sub category | AI Managed Futures | Deposit fees | 0.01% | UCITS / OGAW | Yes |
| Fund domicile | Luxembourg | Redemption charge | 0.00% | Performance fee | 10.00% |
| Tranch volume | (07/22/2024) EUR 0.288 mill. | Ongoing charges | - | Redeployment fee | 0.00% |
| Total volume | (07/22/2024) EUR 31.43 mill. | Dividends | | Investment company | |
| Launch date | 1/26/2017 | FundPartner Sol.(EU) | | | |
| KESt report funds | No | 15A, avenue J. F. Kennedy, 1855, Luxembourg | | | |
| Business year start | 01.04. | Luxembourg | | | |
| Sustainability type | - | www.group.pictet/de | | | |
| Fund manager | Pasquale Corvino | | | | |

| Performance | 1M | 6M | YTD | 1Y | 2Y | 3Y | 5Y | Since start |
|------------------|--------|--------|--------|--------|--------|--------|-------|-------------|
| Performance | -0.23% | +1.70% | +1.84% | +3.22% | +4.23% | +1.68% | - | +1.07% |
| Performance p.a. | - | - | - | +3.23% | +2.09% | +0.56% | - | +0.35% |
| Sharpe ratio | -2.84 | -0.12 | -0.16 | -0.22 | -0.61 | -1.02 | - | -1.09 |
| Volatility | 2.34% | 2.24% | 2.22% | 2.13% | 2.62% | 3.07% | 0.00% | 3.09% |
| Worst month | - | -0.51% | -0.51% | -0.65% | -2.56% | -2.56% | 0.00% | -2.56% |
| Best month | - | 0.62% | 1.11% | 1.30% | 1.81% | 1.81% | 0.00% | 1.81% |
| Maximum loss | -0.82% | -1.15% | -1.15% | -1.80% | -3.91% | -6.65% | 0.00% | - |

Distribution permission

Switzerland

1 Important note on update status: The displayed date refers exclusively to the calculation of the NAV.

2 The Mountain-View Data Fund Rating calculates a comparative ranking for funds using yield, volatility and trend data. For more information visit [MVD Funds Rating](#)

3 Displays the Ethical-Dynamical Ratio calculated according to standard criteria. The maximum value is 100. For more information visit [EDA](#)

ZEST ASSET MANAGEMENT SICAV -ZEST DERIVATIVES ALLOCATION FUND R CHF / LU1532289656 / ZE0008 /

Investment strategy

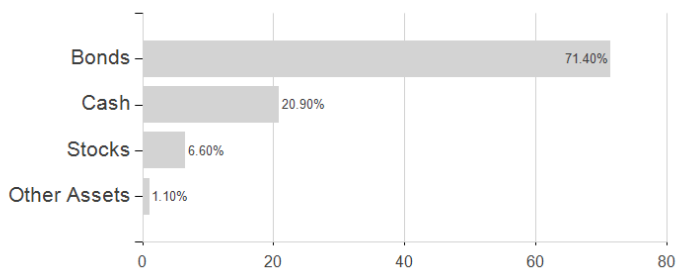
The allocation of the portfolio between the different eligible asset classes, within the meaning of Article 41(1) of the Law of 2010, may vary according to the Investment Manager's expectations being understood that the Sub-Fund will invest: - at all times at least 51% of its net assets in such asset's classes, - in securities of issuers that are incorporated under the laws of, and/or have their registered office in, and/or that derive the predominant part of their economic activity from countries of the EEA, Switzerland, USA and/or Canada. The investment policy will be flexible in terms of currency, rating and sector allocation. The Sub-Fund may also invest in American, European and International/ Global Depositary Receipts, respectively ADRs, EDRs or IDR/ GDRs, where underlying securities are issued by companies domiciled in any emerging or frontier countries and then traded on a Regulated Market outside the respective emerging or frontier countries, mostly in the USA or Europe.

Investment goal

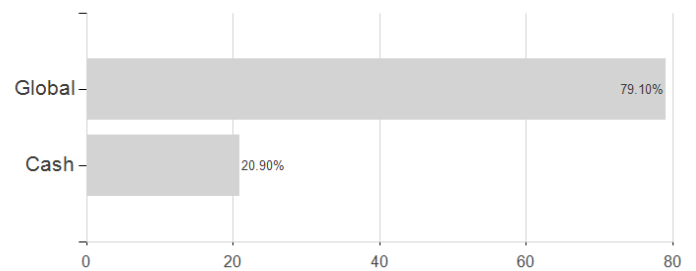
The Sub-Fund aims to seek a consistent, absolute return while placing emphasis on the preservation of capital in the medium to long term. The investment strategy is based on risk spreading as a means of diversifying investments and makes an extensive use of options and derivatives to reduce the overall portfolio risk. The use of financial derivative instruments, such as call and put options, will be mostly used to reduce the risk. The Sub-Fund is actively managed. The Sub-Fund has no benchmark index and is not managed in reference to a benchmark index.

Assessment Structure

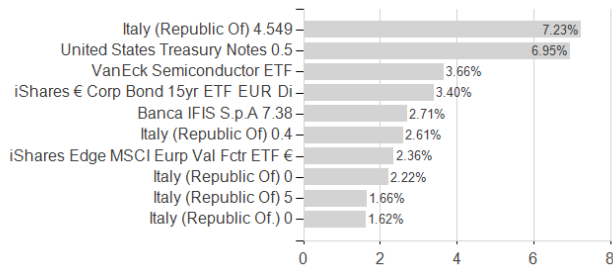
Assets



Countries



Largest positions



Duration

