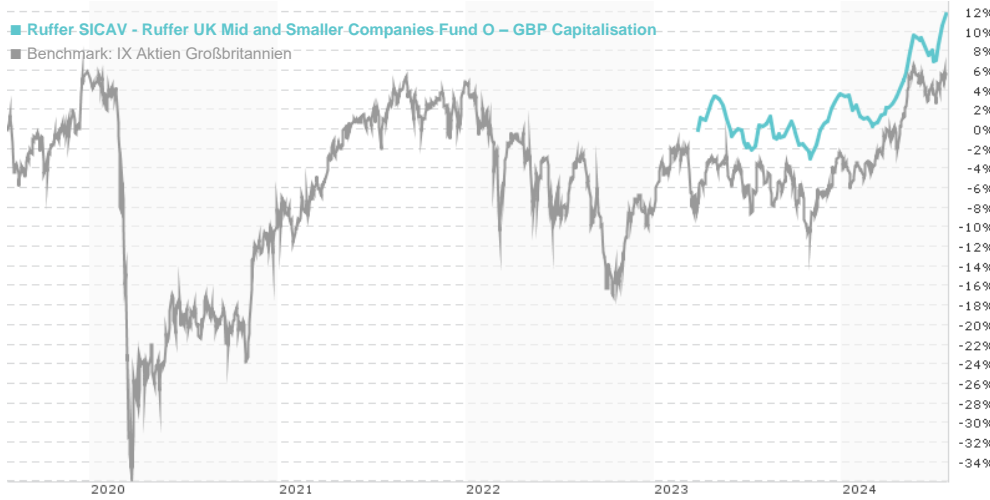


**Ruffer SICAV - Ruffer UK Mid and Smaller Companies Fund O – GBP Capitalisation / LU0788206679 / A1JZQW /**

Last 07/22/2024 <sup>1</sup>	Country	Branch	Type of yield	Type
3.29 GBP	United Kingdom	Mixed Sectors	reinvestment	Equity Fund



**Risk key figures**

SRI	1	2	3	4	5	6	7
Mountain-View Funds Rating <sup>2</sup>							EDA <sup>3</sup>
							-

**Yearly Performance**

Master data		Conditions		Other figures	
Fund type	Single fund	Issue surcharge	5.00%	Minimum investment	GBP 1,000.00
Category	Equity	Planned administr. fee	0.00%	Savings plan	-
Sub category	Mixed Sectors	Deposit fees	0.00%	UCITS / OGAW	Yes
Fund domicile	Luxembourg	Redemption charge	0.00%	Performance fee	0.00%
Tranch volume	(07/22/2024) GBP 0.047 mill.	Ongoing charges	-	Redeployment fee	0.00%
Total volume	(07/22/2024) GBP 351.26 mill.	<b>Dividends</b>		<b>Investment company</b>	
Launch date	7/25/2012	FundPartner Sol.(EU)			
KESt report funds	No	15A, avenue J. F. Kennedy, 1855, Luxembourg			
Business year start	16.09.	Luxembourg			
Sustainability type	-	www.group.pictet/de			
Fund manager	Trevor Wild				

Performance	1M	6M	YTD	1Y	2Y	3Y	5Y	Since start
Performance	+3.33%	+9.55%	+7.80%	+11.26%	-	-	-	+11.80%
Performance p.a.	-	-	-	+11.30%	-	-	-	+8.79%
Sharpe ratio	6.11	2.55	1.82	1.21	-	-	-	0.82
Volatility	8.11%	6.42%	6.20%	6.31%	0.00%	0.00%	0.00%	6.27%
Worst month	-	-2.04%	-2.04%	-3.10%	-3.86%	0.00%	0.00%	-3.86%
Best month	-	4.53%	4.53%	4.53%	4.53%	0.00%	0.00%	4.53%
Maximum loss	-1.15%	-2.53%	-3.11%	-4.19%	0.00%	0.00%	0.00%	-

<sup>1</sup> Important note on update status: The displayed date refers exclusively to the calculation of the NAV.

<sup>2</sup> The Mountain-View Data Fund Rating calculates a comparative ranking for funds using yield, volatility and trend data. For more information visit [MVD Funds Rating](#)

<sup>3</sup> Displays the Ethical-Dynamical Ratio calculated according to standard criteria. The maximum value is 100. For more information visit [EDA](#)

**Ruffer SICAV - Ruffer UK Mid and Smaller Companies Fund O – GBP Capitalisation / LU0788206679 / A1JZQW /**

**Investment strategy**

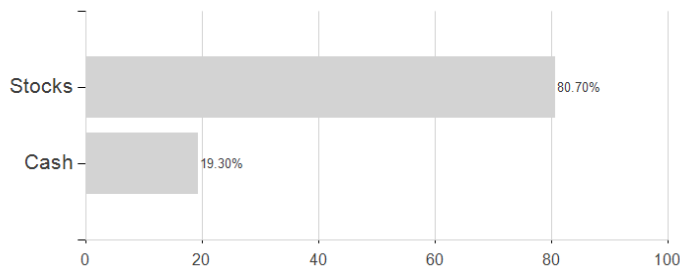
The return of the product is determined using the Net Asset Value (the 'NAV') calculated by the Central Administration. This return depends mainly on the market value fluctuations of the underlying investments as described below. In order to achieve its objective, the Sub-Fund will mainly invest — directly in the equities and equity-related securities of UK Mid and Small Cap Companies and/or — in undertakings for collective investment including other Sub-Funds of the Fund, up to a limit of 10% of the Sub-Fund's net assets and/or — in any transferable securities (such as structured products) linked or offering an exposure to the performance of the above-mentioned securities.

**Investment goal**

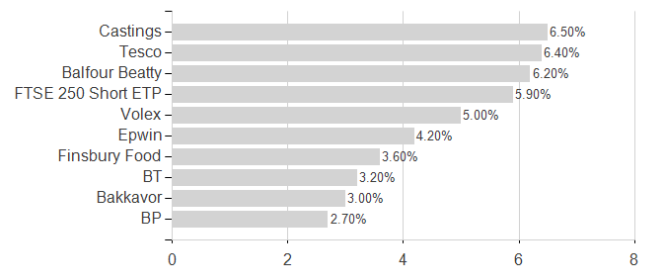
The investment objective of the Sub-Fund is to achieve positive returns from an actively managed portfolio mainly of equities and equity-related securities of companies admitted to or dealt on a financial market in the United Kingdom and with market capitalisations below the level which would warrant inclusion in the FTSE 100 Index ("UK Mid and Small Cap Companies"). Investors should note that there can be no assurance that the investment objective will be achieved. The Sub-Fund is not a tracker fund and is actively managed. The Sub-Fund is managed in reference to a benchmark as its performance is measured against the FTSE All-Share Index Total Return.

**Assessment Structure**

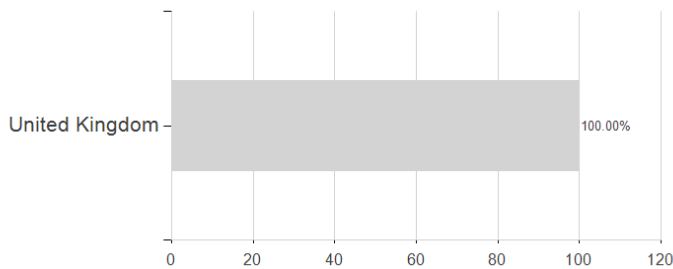
**Assets**



**Largest positions**



**Countries**



**Branches**

