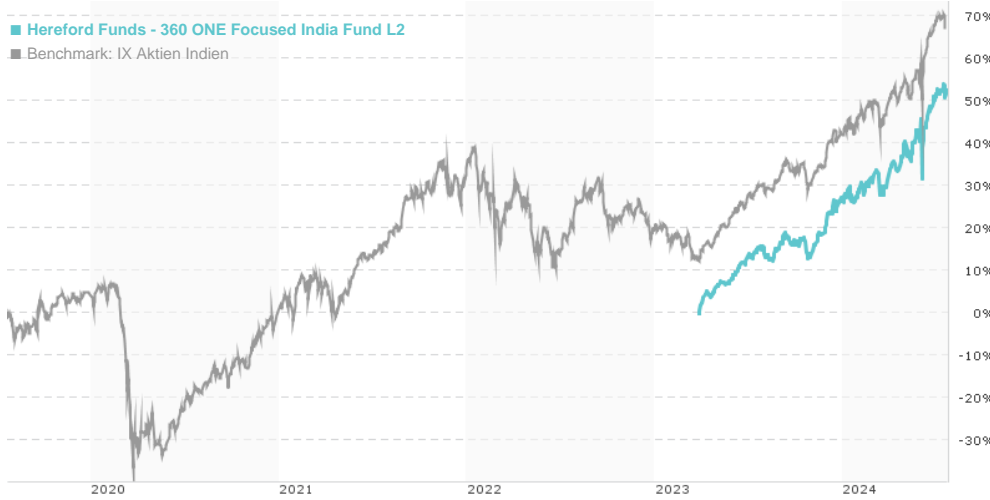


Hereford Funds - 360 ONE Focused India Fund L2 / LU2444715010 / A3DXU0 / FundPartner Sol.(EU)

Last 07/22/2024 ¹	Country	Branch	Type of yield	Type
149.38 USD	India	Mixed Sectors	reinvestment	Equity Fund



Risk key figures

SRI	1	2	3	4	5	6	7
Mountain-View Funds Rating ²							EDA ³
							-

Yearly Performance

Master data		Conditions		Other figures	
Fund type	Single fund	Issue surcharge	0.00%	Minimum investment	USD 100,000.00
Category	Equity	Planned administr. fee	0.00%	Savings plan	-
Sub category	Mixed Sectors	Deposit fees	0.50%	UCITS / OGAW	Yes
Fund domicile	Luxembourg	Redemption charge	0.00%	Performance fee	0.00%
Tranch volume	(07/22/2024) USD 22.99 mill.	Ongoing charges	-	Redeployment fee	0.00%
Total volume	(07/22/2024) USD 71.14 mill.	Dividends		Investment company	
Launch date	9/30/2022	FundPartner Sol.(EU)			
KESt report funds	No	15A, avenue J. F. Kennedy, 1855, Luxembourg			
Business year start	01.10.	Luxembourg			
Sustainability type	-	www.group.pictet/de			
Fund manager	Karan Bhagat, Anup Maheshwari, Mehul Jani				

Performance	1M	6M	YTD	1Y	2Y	3Y	5Y	Since start
Performance	+2.68%	+21.18%	+20.07%	+32.44%	-	-	-	+52.77%
Performance p.a.	-	-	-	+32.54%	-	-	-	+37.84%
Sharpe ratio	3.44	2.17	1.83	1.83	-	-	-	2.43
Volatility	10.89%	20.11%	19.42%	15.78%	0.00%	0.00%	0.00%	14.11%
Worst month	-	0.13%	0.13%	-3.58%	-3.58%	0.00%	0.00%	-3.58%
Best month	-	6.84%	6.84%	6.84%	6.84%	0.00%	0.00%	6.84%
Maximum loss	-2.01%	-9.57%	-9.57%	-9.57%	0.00%	0.00%	0.00%	-

Distribution permission

Germany

¹ Important note on update status: The displayed date refers exclusively to the calculation of the NAV.

² The Mountain-View Data Fund Rating calculates a comparative ranking for funds using yield, volatility and trend data. For more information visit [MVD Funds Rating](#)

³ Displays the Ethical-Dynamical Ratio calculated according to standard criteria. The maximum value is 100. For more information visit [EDA](#)

DISCLAIMER: The information on this page are for informational purposes only and should neither an offer to sell nor a solicitation for the purchase of the security or recommendation in favor of the security to be understood. baha GmbH assumes no liability despite thorough searches for the accuracy of the data.

Funds data from: www.mountain-view.com. Fact Sheet created by: www.baha.com

Hereford Funds - 360 ONE Focused India Fund L2 / LU2444715010 / A3DXU0 / FundPartner Sol.(EU)

Investment strategy

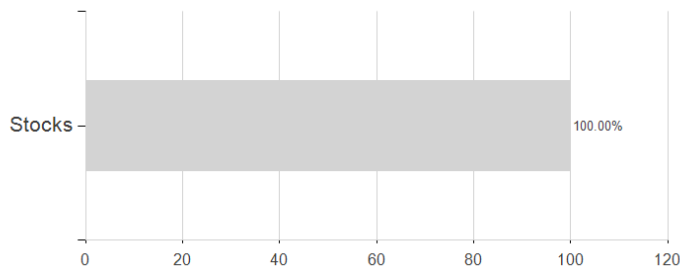
The investment philosophy is centred around buying growing businesses, with above average return on capital economics, backed by managements with a track record of good governance and valued at a reasonable risk/reward ratio. For the avoidance of doubt, the Sub-Fund will not invest more than 10% of its net asset in UCITS and other UCIs. The Sub-Fund may use futures and options on securities, indices and interest rates for different purposes (i.e. hedging and efficient portfolio management).

Investment goal

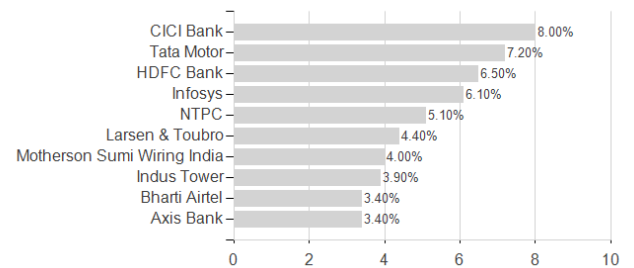
The investment objective of the Sub-Fund is to provide long term capital growth, measured in USD, primarily through investment in equities and equity-linked securities of Indian companies or companies deriving a significant portion of their business from India. Investment exposure will be achieved through equities and equity-linked securities (such as listed shares, ADRs (American Depositary Receipt) and GDRs (Global Depositary Receipt)). Investors should refer to the "Risk Warning" section for special risk considerations applicable to this Sub-Fund. The primary objective of the strategy adopted by the Sub-Fund is to run a concentrated portfolio, consisting of the team's high conviction investment ideas. The strategy will be market cap agnostic and there will not be any restriction on the sectors in which it can invest.

Assessment Structure

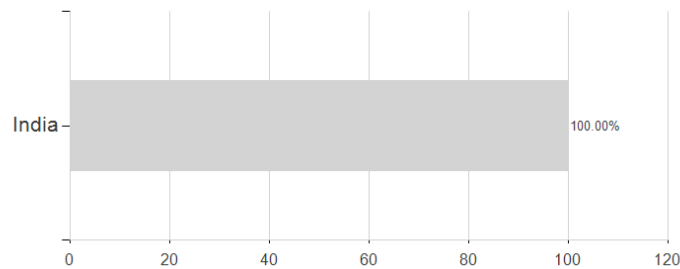
Assets



Largest positions



Countries



Branches

