

DECALIA SICAV - World Compounders A1 EUR P H / LU2126197958 / A3DJ8Z / FundPartner Sol.(EU)

Last 10/01/2024 ¹	Region	Branch	Type of yield	Type
137.52 EUR	Worldwide	Mixed Sectors	reinvestment	Equity Fund



Risk key figures

SRI	1	2	3	4	5	6	7
Mountain-View Funds Rating ²							EDA ³
							-

Yearly Performance

Master data		Conditions		Other figures	
Fund type	Single fund	Issue surcharge	5.00%	Minimum investment	UNT 0
Category	Equity	Planned administr. fee	0.00%	Savings plan	-
Sub category	Mixed Sectors	Deposit fees	0.80%	UCITS / OGAW	Yes
Fund domicile	Luxembourg	Redemption charge	0.00%	Performance fee	10.00%
Tranch volume	-	Ongoing charges	-	Redeployment fee	0.00%
Total volume	(10/28/2022) USD 27.72 mill.	Dividends		Investment company	
Launch date	6/19/2020			FundPartner Sol.(EU)	
KESt report funds	No			15A, avenue J. F. Kennedy, 1855, Luxembourg	
Business year start	01.01.			Luxembourg	
Sustainability type	-			www.group.pictet/de	
Fund manager	Damien Weyermann, Sandro Occhilupo				

Performance	1M	6M	YTD	1Y	2Y	3Y	5Y	Since start
Performance	-0.61%	+5.92%	+14.69%	+24.92%	-	-	-	+26.20%
Performance p.a.	-	-	-	+24.92%	-	-	-	+16.57%
Sharpe ratio	-0.70	0.66	1.32	1.76	-	-	-	1.12
Volatility	15.19%	13.56%	12.73%	12.35%	0.00%	0.00%	0.00%	11.90%
Worst month	-	-4.78%	-4.78%	-4.78%	-4.81%	0.00%	0.00%	-4.81%
Best month	-	4.88%	5.21%	8.47%	8.47%	0.00%	0.00%	8.47%
Maximum loss	-5.35%	-9.31%	-9.31%	-9.31%	0.00%	0.00%	0.00%	-

Distribution permission

Switzerland

¹ Important note on update status: The displayed date refers exclusively to the calculation of the NAV.

² The Mountain-View Data Fund Rating calculates a comparative ranking for funds using yield, volatility and trend data. For more information visit [MVD Funds Rating](#)

³ Displays the Ethical-Dynamical Ratio calculated according to standard criteria. The maximum value is 100. For more information visit [EDA](#)

DISCLAIMER: The information on this page are for informational purposes only and should neither an offer to sell nor a solicitation for the purchase of the security or recommendation in favor of the security to be understood. baha GmbH assumes no liability despite thorough searches for the accuracy of the data.

Funds data from: www.mountain-view.com. Fact Sheet created by: www.baha.com

DECALIA SICAV - World Compounders A1 EUR P H / LU2126197958 / A3DJ8Z / FundPartner Sol.(EU)

Investment strategy

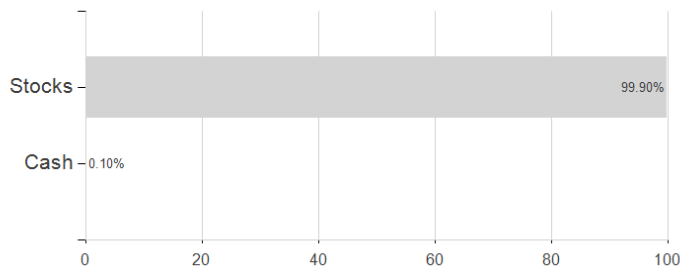
Within a maximum of one-third of its net assets, the Sub-Fund may invest in any other type of eligible assets such as: money market instruments, debt securities (including convertible bonds), structured products, undertakings for collective investment (UCIs) and cash. However, the Sub-Fund may invest directly in the assets listed below, subject to the following limits: - Maximum 10% of its net assets in UCIs, - Maximum 10% of its net assets in closed-ended REITS qualifying as transferable securities, - Maximum 10% of its net assets in SPACs (Special Purpose Acquisition Companies vehicles), - Maximum 10% of its net assets in China A-shares, via the use of the Stock Connect markets, - Maximum 10% of its net assets in contingent convertible bonds, - Maximum 5% of its net assets in non-investment grade debt securities, - Maximum 5% of its net assets in debt securities (or issuers) unrated and/or graded below Standard & Poor's rating of BBB- or an equivalent rating issued by another rating agency, - Maximum 10% of its net assets in structured products (other than convertible bond type instruments), such as but not limited to certificates or any other transferable securities whose returns are correlated with changes in, among others, transferable securities (equities or debt securities) or a basket of transferable securities, commodities. If the investment manager considers this to be in the best interest of the shareholders, on a temporary basis and for defensive purposes, the Sub-Fund may also hold up to 100% of its net assets in cash and cash equivalents.

Investment goal

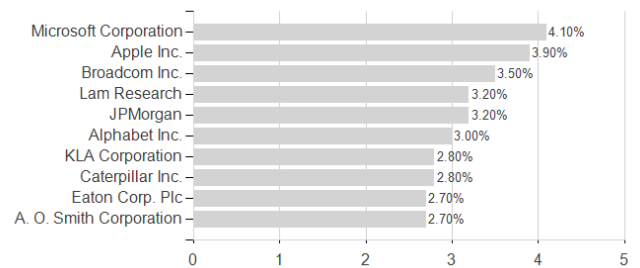
The Sub-Fund's investment objective is to seek attractive long-term capital growth, measured in US dollars (USD), by investing in equities of global companies identified as quality compounders by the Investment Manager, based on fundamental features including but not limited to proven winning business models with attractive capital returns, consistent shareholder return policies, improving ESG credentials, and sustained high relative free cash flow generation. The Sub-Fund will invest at least two-thirds of its net assets in worldwide developed markets equities and equity-related securities (including but not limited to Real Estate Investment Trusts (REITs), depositary receipts) of global companies offering above market average dividend growth prospects. The choice of investments will neither be limited by geographical area (except a maximum of 20% of the Sub-Fund's net assets in emerging countries), economic sector nor in terms of currencies in which investments will be denominated. However, depending on financial market conditions, a specific focus may be put on a single country (or some countries) and/or on a single currency and/or on a single economic sector.

Assessment Structure

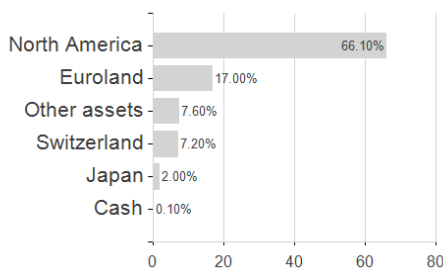
Assets



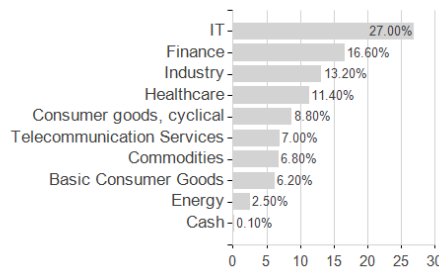
Largest positions



Countries



Branches



Currencies

