

LeanVal Equity Protect - Anteilklasse I / DE000A3D05K6 / A3D05K / Universal-Investment

Last 10/01/2024 ¹	Region	Branch	Type of yield	Type
110.95 EUR	Europe	Mixed Sectors	paying dividend	Equity Fund



Risk key figures

SRI	1	2	3	4	5	6	7
-----	---	---	---	---	---	---	---

Mountain-View Funds Rating ²	EDA ³
-	-

Yearly Performance

Master data		Conditions		Other figures	
Fund type	Single fund	Issue surcharge	3.00%	Minimum investment	EUR 1,000,000.00
Category	Equity	Planned administr. fee	0.00%	Savings plan	-
Sub category	Mixed Sectors	Deposit fees	0.30%	UCITS / OGAW	Yes
Fund domicile	Germany	Redemption charge	0.00%	Performance fee	20.00%
Tranch volume	(10/01/2024) EUR 4.46 mill.	Ongoing charges	-	Redeployment fee	0.00%
Total volume	(10/01/2024) EUR 6.11 mill.	Dividends		Investment company	
Launch date	3/1/2023			Universal-Investment	
KESt report funds	No			Theodor-Heuss-Allee 70, 60486, Frankfurt am Main	
Business year start	01.01.			Germany	
Sustainability type	-			https://www.universal-investment.com	
Fund manager	-				

Performance	1M	6M	YTD	1Y	2Y	3Y	5Y	Since start
Performance	+0.08%	-1.63%	+9.82%	+17.30%	-	-	-	+19.44%
Performance p.a.	-	-	-	+17.30%	-	-	-	+12.35%
Sharpe ratio	-0.12	-0.45	0.77	1.14	-	-	-	0.80
Volatility	18.48%	14.36%	13.02%	12.29%	0.00%	0.00%	0.00%	11.41%
Worst month	-	-2.60%	-2.60%	-2.70%	-2.70%	0.00%	0.00%	-2.70%
Best month	-	1.95%	4.71%	5.65%	5.65%	0.00%	0.00%	5.65%
Maximum loss	-4.80%	-10.54%	-10.54%	-10.54%	0.00%	0.00%	0.00%	-

Distribution permission

Germany

¹ Important note on update status: The displayed date refers exclusively to the calculation of the NAV.

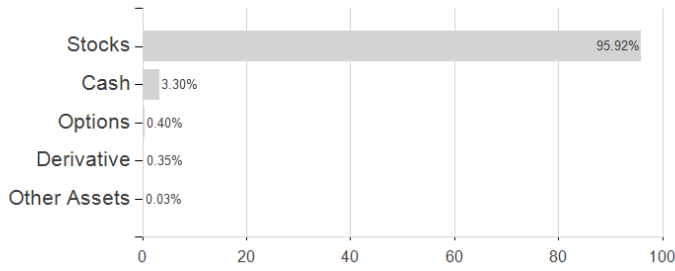
² The Mountain-View Data Fund Rating calculates a comparative ranking for funds using yield, volatility and trend data. For more information visit [MVD Funds Rating](#)

³ Displays the Ethical-Dynamical Ratio calculated according to standard criteria. The maximum value is 100. For more information visit [EDA](#)

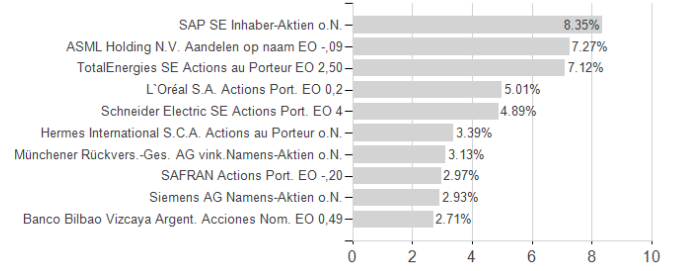
LeanVal Equity Protect - Anteilklasse I / DE000A3D05K6 / A3D05K / Universal-Investment

Assessment Structure

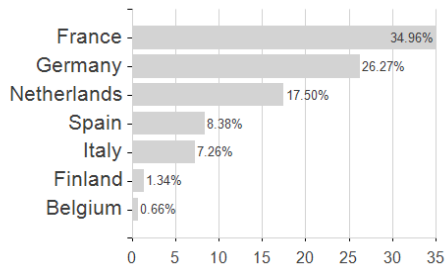
Assets



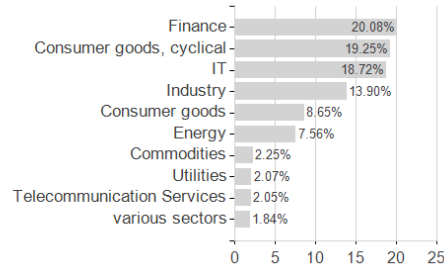
Largest positions



Countries



Branches



Currencies

