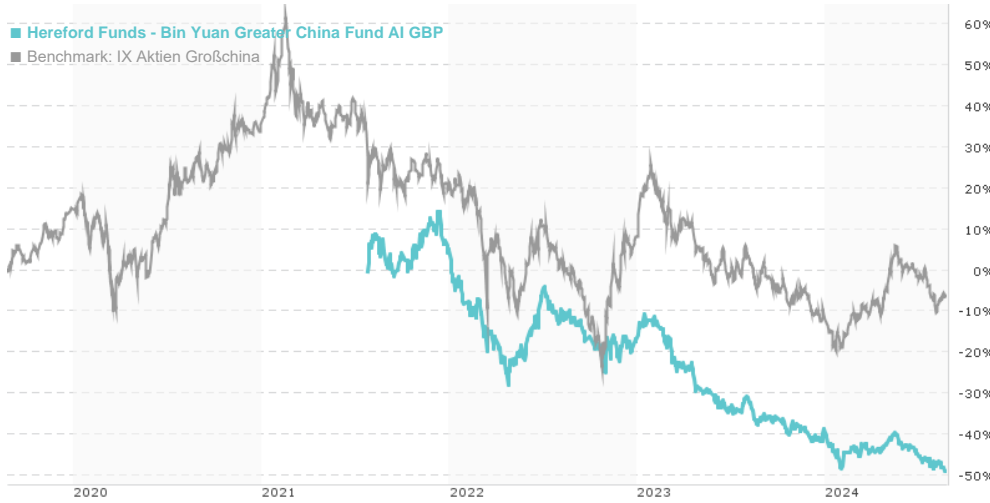


Hereford Funds - Bin Yuan Greater China Fund AI GBP / LU1778252715 / HERE01 / FundPartner Sol.(EU)

Last 08/22/2024 ¹	Region	Branch	Type of yield	Type
46.66 GBP	Greater China	Mixed Sectors	reinvestment	Equity Fund



Risk key figures

SRI 1 2 3 4 5 6 7

Mountain-View Funds Rating² EDA³

▲ ▲ ▲ ▲ ▲ ▲

Yearly Performance

2023	-25.98%
2022	-20.96%

Master data		Conditions		Other figures	
Fund type	Single fund	Issue surcharge	0.00%	Minimum investment	USD 100,000.00
Category	Equity	Planned administr. fee	0.00%	Savings plan	-
Sub category	Mixed Sectors	Deposit fees	0.00%	UCITS / OGAW	Yes
Fund domicile	Luxembourg	Redemption charge	0.00%	Performance fee	0.00%
Tranch volume	(08/22/2024) USD 0.067 mill.	Ongoing charges	-	Redeployment fee	0.00%
Total volume	(08/22/2024) USD 498.80 mill.	Dividends		Investment company	
Launch date	7/16/2021	FundPartner Sol.(EU)			
KESt report funds	No	15A, avenue J. F. Kennedy, 1855, Luxembourg			
Business year start	01.10.	Luxembourg			
Sustainability type	-	www.group.pictet/de			
Fund manager	Ping Zhou, Cicy Wu				

Performance	1M	6M	YTD	1Y	2Y	3Y	5Y	Since start
Performance	-6.12%	-10.30%	-16.87%	-18.89%	-43.45%	-51.49%	-	-48.90%
Performance p.a.	-	-	-	-18.85%	-24.77%	-21.42%	-	-19.62%
Sharpe ratio	-3.15	-1.46	-1.60	-1.30	-1.47	-1.19	-	-1.09
Volatility	17.77%	15.87%	17.91%	17.20%	19.34%	21.00%	0.00%	21.17%
Worst month	-	-4.72%	-15.20%	-15.20%	-15.20%	-15.20%	0.00%	-15.20%
Best month	-	9.10%	9.10%	9.10%	9.10%	15.39%	0.00%	15.39%
Maximum loss	-6.12%	-15.91%	-15.91%	-21.75%	-43.45%	-55.35%	0.00%	-

Distribution permission

Austria, Germany

¹ Important note on update status: The displayed date refers exclusively to the calculation of the NAV.

² The Mountain-View Data Fund Rating calculates a comparative ranking for funds using yield, volatility and trend data. For more information visit [MVD Funds Rating](#)

³ Displays the Ethical-Dynamical Ratio calculated according to standard criteria. The maximum value is 100. For more information visit [EDA](#)

Hereford Funds - Bin Yuan Greater China Fund AI GBP / LU1778252715 / HERE01 / FundPartner Sol.(EU)

Investment strategy

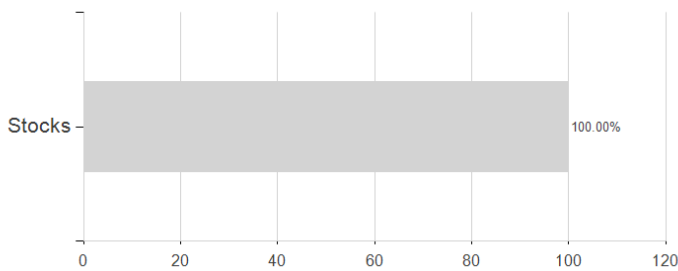
The Sub-Fund may also invest in investment grade debt securities and convertible bonds, equities and equity related securities of companies outside Greater China and money market instruments. The Sub-Fund will not invest in companies which are included in the list of exclusion of the Norges Bank. For the avoidance of doubt, the Sub-Fund will not invest more than 10% of its net assets in other undertakings for collective investment. In exceptional market circumstances and on a temporary basis, the Sub-Fund may hold up to 100% of its net assets in liquid assets and debt instruments (including money market instruments).

Investment goal

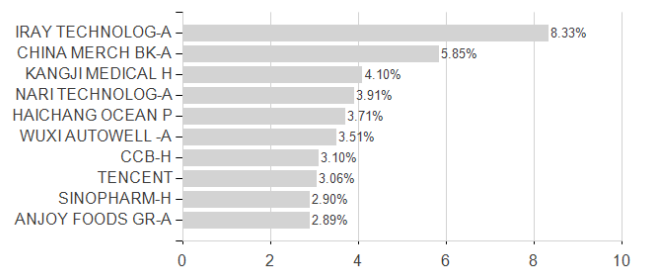
The investment objective of the Sub-Fund is to provide long term capital growth, measured in USD, primarily through investment in equities and equity-linked securities of "Greater China Companies". Greater China Companies are companies having their registered office in Greater China and companies organised and located in countries other than in Greater China where a predominant part of their economic activity, alone or on a consolidated basis, is derived from either goods produced, sales made or services performed in countries such as the People's Republic of China, Hong Kong, Taiwan and Singapore. Investment exposure will be achieved through equities and equity-linked securities (such as ADRs (American Depositary Receipt) and GDRs (Global Depositary Receipt)). This also includes investment in China A-Shares through the RQFII schemes and the Shanghai and Shenzhen - Hong Kong Stock Connects.

Assessment Structure

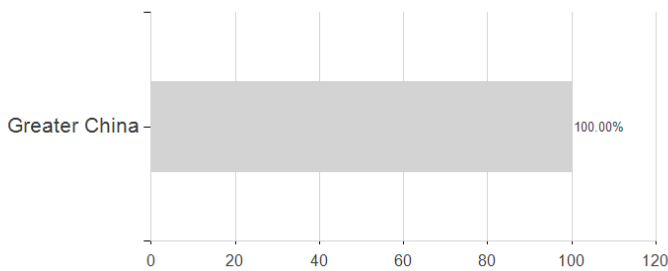
Assets



Largest positions



Countries



Branches

