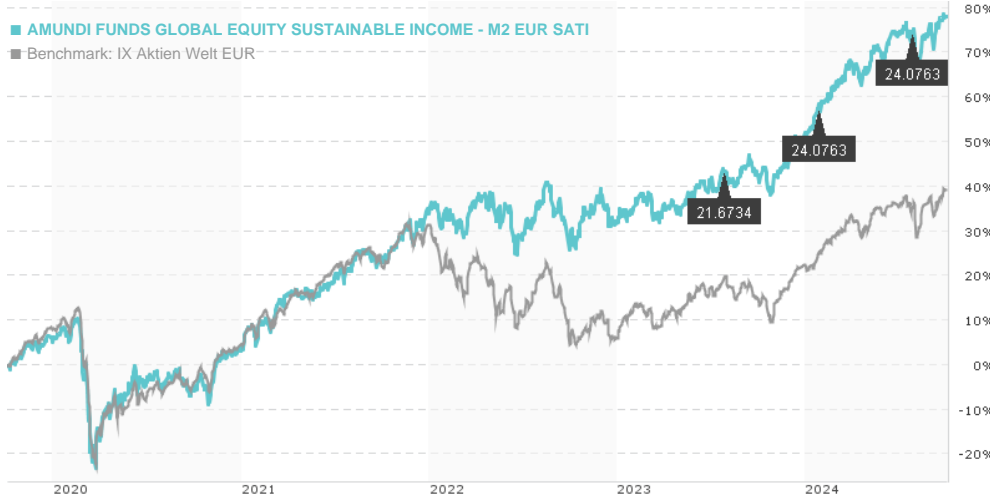


AMUNDI FUNDS GLOBAL EQUITY SUSTAINABLE INCOME - M2 EUR SATI / LU2002722424 / A2PM0G / Amundi

Last 10/02/2024 ¹	Region	Branch	Type of yield	Type
1566.24 EUR	Worldwide	Mixed Sectors	paying dividend	Equity Fund



Risk key figures

SRI	1	2	3	4	5	6	7
Mountain-View Funds Rating ²	EDA ³						
	73						

Yearly Performance

2023	+14.91%
2022	-1.62%
2021	+28.66%
2020	-1.22%

Master data		Conditions		Other figures	
Fund type	Single fund	Issue surcharge	0.00%	Minimum investment	EUR 100,000.00
Category	Equity	Planned administr. fee	0.00%	Savings plan	-
Sub category	Mixed Sectors	Deposit fees	0.00%	UCITS / OGAW	Yes
Fund domicile	Luxembourg	Redemption charge	0.00%	Performance fee	0.00%
Tranch volume	(10/02/2024) USD 34.79 mill.	Ongoing charges	-	Redeployment fee	0.00%
Total volume	(10/02/2024) USD 2,422.40 mill.	Dividends		Investment company	
Launch date	8/5/2019	26.07.2024	24.08 EUR	Amundi Luxembourg 5 allée Scheffer, L-2520, Luxembourg Luxembourg https://www.amundi.lu	
KEST report funds	No	26.01.2024	24.08 EUR		
Business year start	01.07.	26.07.2023	21.67 EUR		
Sustainability type	Ethics/ecology	26.01.2023	21.67 EUR		
Fund manager	Iaccarino Piergaetano, Peter O'Donoghue	26.07.2022	22.76 EUR		

Performance	1M	6M	YTD	1Y	2Y	3Y	5Y	Since start
Performance	+0.93%	+6.34%	+17.62%	+24.70%	+38.95%	+44.54%	+80.15%	+87.64%
Performance p.a.	-	-	-	+24.62%	+17.88%	+13.08%	+12.48%	+12.97%
Sharpe ratio	0.88	0.93	2.15	2.25	1.43	0.86	0.61	0.65
Volatility	9.90%	10.56%	9.71%	9.54%	10.21%	11.40%	15.10%	14.98%
Worst month	-	-1.85%	-1.85%	-1.85%	-5.70%	-5.70%	-11.25%	-11.25%
Best month	-	2.52%	3.72%	4.35%	7.55%	7.55%	10.60%	10.60%
Maximum loss	-3.06%	-7.83%	-7.83%	-7.83%	-7.83%	-10.81%	-30.46%	-

Distribution permission

Austria, Germany, Switzerland, Czech Republic

¹ Important note on update status: The displayed date refers exclusively to the calculation of the NAV.
² The Mountain-View Data Fund Rating calculates a comparative ranking for funds using yield, volatility and trend data. For more information visit [MVD Funds Rating](#)
³ Displays the Ethical-Dynamical Ratio calculated according to standard criteria. The maximum value is 100. For more information visit [EDA](#)

AMUNDI FUNDS GLOBAL EQUITY SUSTAINABLE INCOME - M2 EUR SATI / LU2002722424 / A2PM0G / Amundi

Investment strategy

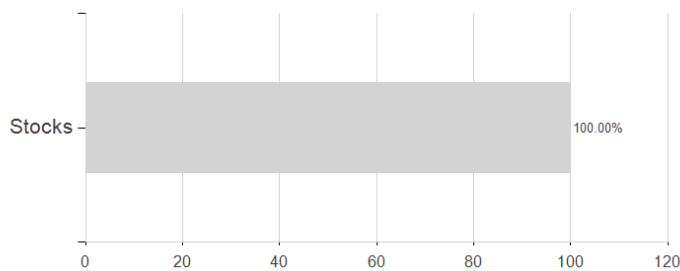
In actively managing the sub-fund, the investment manager uses a combination of market and fundamental analysis to identify companies that appear to have above-average dividend prospects (top-down and bottom-up approach). The sub-fund is mainly exposed to the issuers of the benchmark, however, the management of the sub-fund is discretionary, and will invest in issuers not included in the benchmark. The sub-fund monitors risk exposure in relation to the benchmark however the extent of deviation from the benchmark is expected to be material. The sub-fund promotes ESG characteristics pursuant to Article 8 of the Disclosure Regulation.

Investment goal

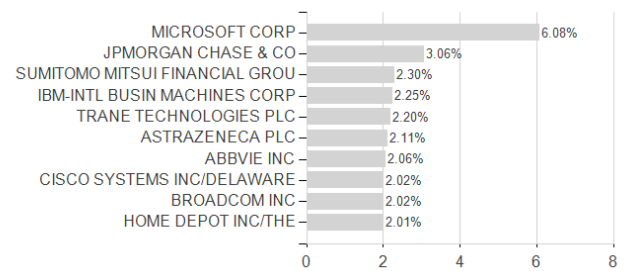
Seeks to increase the value of your investment (mainly through capital growth), and outperform the benchmark, over the recommended holding period, while achieving an ESG score greater than that of the benchmark. Benchmark: MSCI World Index. Used for determining financial and ESG outperformance, and for risk monitoring. Portfolio holdings: The sub-fund is actively managed. It mainly invests in equities of companies anywhere in the world, including emerging markets. The sub-fund may or may not hedge currency risk at the portfolio level, at the discretion of the investment manager. The sub-fund uses derivatives to reduce various risks (hedging), manage the portfolio more efficiently, and gain exposure (long or short) to various assets, markets or other investment opportunities such as equities and foreign exchange.

Assessment Structure

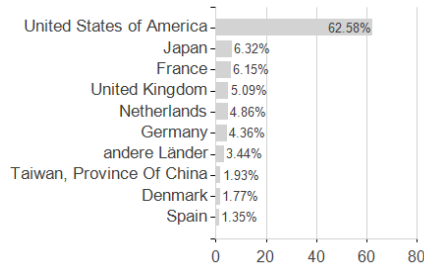
Assets



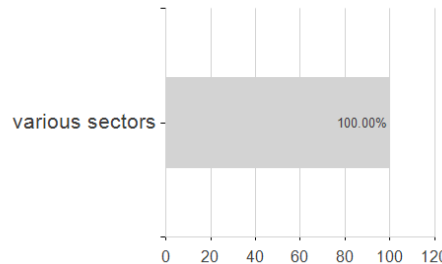
Largest positions



Countries



Branches



Currencies

