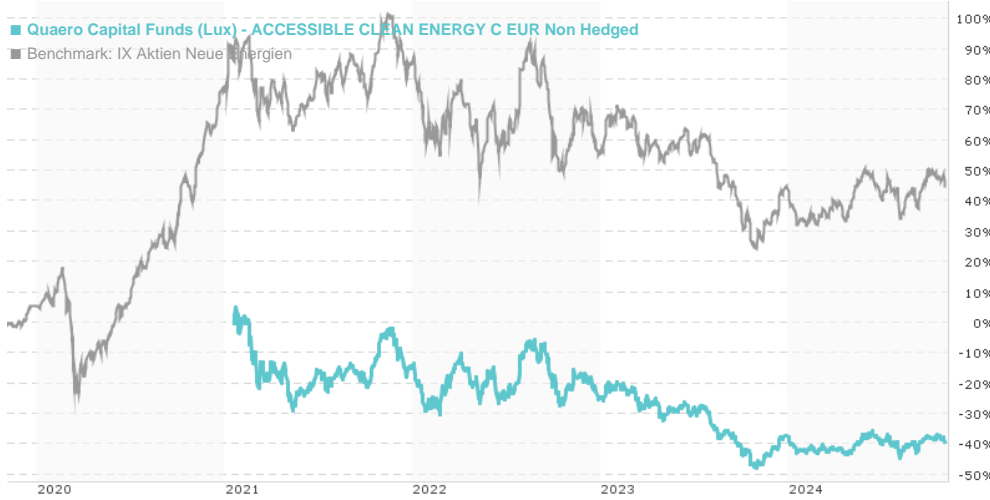


Quaero Capital Funds (Lux) - ACCESSIBLE CLEAN ENERGY C EUR Non Hedged / LU1975630440 / A3DDU9 /

| | | | | |
|------------------------------|-----------|---------------|---------------|-------------|
| Last 10/30/2024 ¹ | Region | Branch | Type of yield | Type |
| 155.76 EUR | Worldwide | Sector Energy | reinvestment | Equity Fund |



Risk key figures

| | | | | | | | | |
|---|---|---|---|---|---|---|------------------|---|
| SRI | 1 | 2 | 3 | 4 | 5 | 6 | 7 | |
| Mountain-View Funds Rating ² | | | | | | | EDA ³ | - |

Yearly Performance

| | |
|------|---------|
| 2023 | -16.41% |
| 2022 | -12.30% |
| 2021 | -14.11% |

| Master data | | Conditions | | Other figures | |
|---------------------|------------------------------|---|-------|---------------------------|------------------|
| Fund type | Single fund | Issue surcharge | 3.00% | Minimum investment | EUR 5,000,000.00 |
| Category | Equity | Planned administr. fee | 0.00% | Savings plan | - |
| Sub category | Sector Energy | Deposit fees | 0.07% | UCITS / OGAW | Yes |
| Fund domicile | Luxembourg | Redemption charge | 0.50% | Performance fee | 12.00% |
| Tranch volume | (10/30/2024) USD 1.53 mill. | Ongoing charges | - | Redeployment fee | 0.00% |
| Total volume | (10/30/2024) USD 64.96 mill. | Dividends | | Investment company | |
| Launch date | 4/2/2019 | FundPartner Sol.(EU) | | | |
| KESt report funds | No | 15A, avenue J. F. Kennedy, 1855, Luxembourg | | | |
| Business year start | 01.01. | Luxembourg | | | |
| Sustainability type | New energies | www.group.pictet/de | | | |
| Fund manager | Martina Turner, Olivier Ken | | | | |

| Performance | 1M | 6M | YTD | 1Y | 2Y | 3Y | 5Y | Since start |
|------------------|--------|---------|---------|---------|---------|---------|-------|-------------|
| Performance | -2.31% | +6.75% | -2.91% | +17.17% | -23.31% | -36.40% | - | -38.86% |
| Performance p.a. | - | - | - | +17.12% | -12.43% | -14.02% | - | -12.20% |
| Sharpe ratio | -2.06 | 0.58 | -0.39 | 0.82 | -0.80 | -0.74 | - | -0.62 |
| Volatility | 13.50% | 18.58% | 16.66% | 17.22% | 19.35% | 23.13% | 0.00% | 24.51% |
| Worst month | - | -3.58% | -7.97% | -12.48% | -12.48% | -12.85% | 0.00% | -12.85% |
| Best month | - | 9.81% | 9.81% | 10.62% | 10.62% | 18.35% | 0.00% | 18.35% |
| Maximum loss | -3.39% | -13.66% | -13.66% | -13.66% | -38.51% | -47.03% | 0.00% | - |

Distribution permission

Germany, Switzerland, Luxembourg

¹ Important note on update status: The displayed date refers exclusively to the calculation of the NAV.

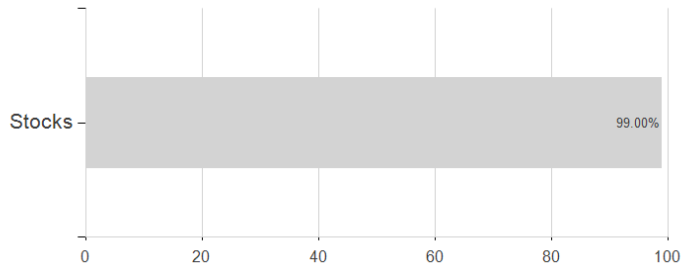
² The Mountain-View Data Fund Rating calculates a comparative ranking for funds using yield, volatility and trend data. For more information visit [MVD Funds Rating](#)

³ Displays the Ethical-Dynamical Ratio calculated according to standard criteria. The maximum value is 100. For more information visit [EDA](#)

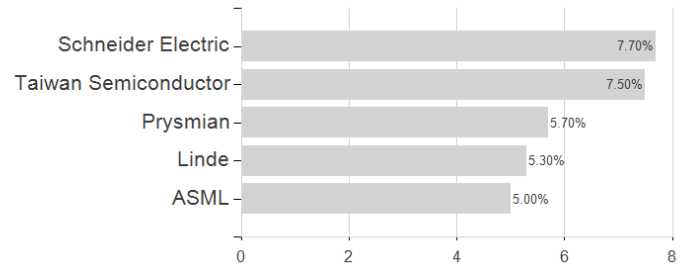
Quaero Capital Funds (Lux) - ACCESSIBLE CLEAN ENERGY C EUR Non Hedged / LU1975630440 / A3DDU9 /

Assessment Structure

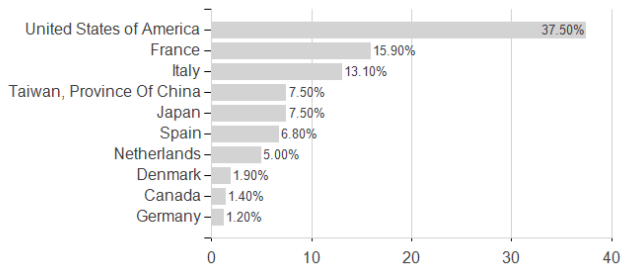
Assets



Largest positions



Countries



Branches

