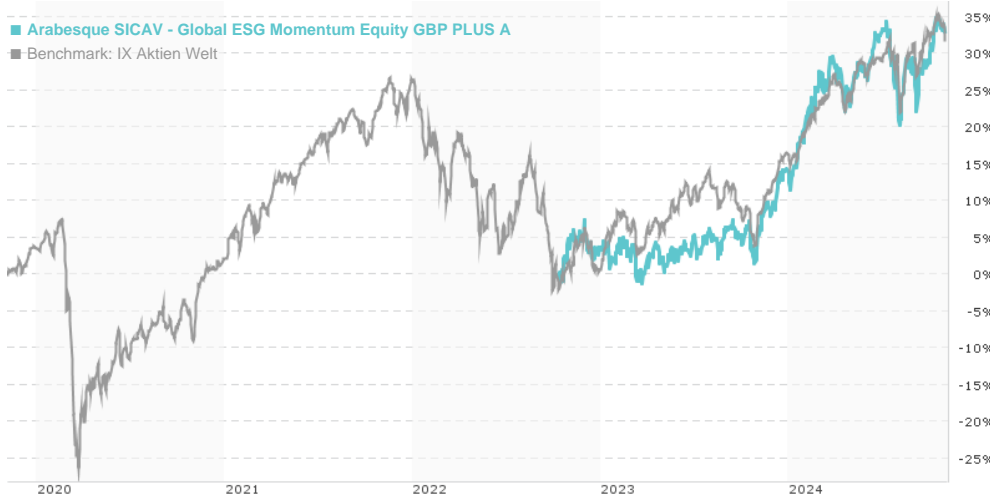


Arabesque SICAV - Global ESG Momentum Equity GBP PLUS A / LU2500677047 / A3DRKM / FundPartner Sol.(EU)

| | | | | |
|------------------------------|-----------|---------------|---------------|-------------|
| Last 10/30/2024 ¹ | Region | Branch | Type of yield | Type |
| 132.66 GBP | Worldwide | Mixed Sectors | reinvestment | Equity Fund |



| Risk key figures | | | | | | | |
|---|---|---|---|---|---|---|------------------|
| SRI | 1 | 2 | 3 | 4 | 5 | 6 | 7 |
| Mountain-View Funds Rating ² | | | | | | | EDA ³ |
| | | | | | | | 79 |

| Yearly Performance | |
|--------------------|---------|
| 2023 | +10.46% |

| Master data | | Conditions | | Other figures | |
|---------------------|-------------------------------|------------------------|-------|---|-------|
| Fund type | Single fund | Issue surcharge | 0.00% | Minimum investment | UNT 0 |
| Category | Equity | Planned administr. fee | 0.00% | Savings plan | - |
| Sub category | Mixed Sectors | Deposit fees | 0.05% | UCITS / OGAW | Yes |
| Fund domicile | Luxembourg | Redemption charge | 0.00% | Performance fee | 0.00% |
| Tranch volume | (10/30/2024) USD 230.52 mill. | Ongoing charges | - | Redeployment fee | 0.00% |
| Total volume | (10/30/2024) USD 342.86 mill. | Dividends | | Investment company | |
| Launch date | 10/12/2022 | | | FundPartner Sol.(EU) | |
| KESt report funds | No | | | 15A, avenue J. F. Kennedy, 1855, Luxembourg | |
| Business year start | 01.01. | | | Luxembourg | |
| Sustainability type | Ethics/ecology | | | www.group.pictet/de | |
| Fund manager | - | | | | |

| Performance | 1M | 6M | YTD | 1Y | 2Y | 3Y | 5Y | Since start |
|------------------|--------|---------|---------|---------|---------|-------|-------|-------------|
| Performance | +3.29% | +8.28% | +16.41% | +30.51% | +26.80% | - | - | +33.18% |
| Performance p.a. | - | - | - | +30.41% | +12.61% | - | - | +14.98% |
| Sharpe ratio | 4.57 | 1.00 | 1.23 | 2.02 | 0.74 | - | - | 0.91 |
| Volatility | 9.90% | 14.15% | 13.92% | 13.58% | 12.89% | 0.00% | 0.00% | 13.11% |
| Worst month | - | -5.13% | -5.13% | -5.13% | -5.13% | 0.00% | 0.00% | -5.13% |
| Best month | - | 4.16% | 6.76% | 6.76% | 6.76% | 0.00% | 0.00% | 6.76% |
| Maximum loss | -1.37% | -10.42% | -10.42% | -10.42% | -10.42% | 0.00% | 0.00% | - |

Distribution permission

Germany, Luxembourg, Czech Republic

1 Important note on update status: The displayed date refers exclusively to the calculation of the NAV.

2 The Mountain-View Data Fund Rating calculates a comparative ranking for funds using yield, volatility and trend data. For more information visit [MVD Funds Rating](#)

3 Displays the Ethical-Dynamical Ratio calculated according to standard criteria. The maximum value is 100. For more information visit [EDA](#)

Arabesque SICAV - Global ESG Momentum Equity GBP PLUS A / LU2500677047 / A3DRKM / FundPartner Sol.(EU)

Investment strategy

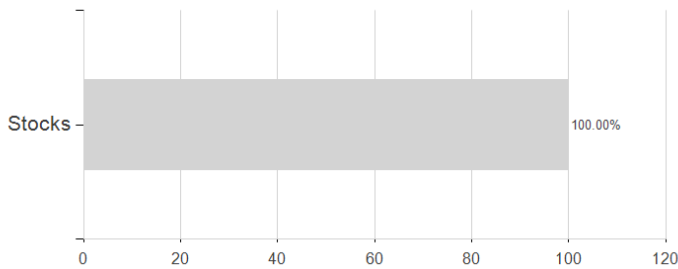
As a general rule, past results offer no guarantee of future performance. We cannot guarantee that the objectives of the investment policy will be achieved. The Arabesque Investment Universe contains equities and equity-related securities from companies worldwide that have passed a systematic selection process. The ESG (Environmental, Social, Governance) assessment utilizes a Best in Class approach per sector to exclude companies with inferior scores. Companies that are in breach of the principles of UN Global Compact (human rights, labour rights, anti-corruption, environment) are excluded as well. The Arabesque Investment Universe is furthermore screened by liquidity parameters such as market capitalization, daily turnover and free float. The Sub-Fund will mainly invest in equities and equity related securities (such as, but not limited to, ordinary or preferred shares, rights, certificates, ADR (American Depository Receipt), GDR (Global Depository Receipt), notes) issued by companies worldwide that are contained in the Arabesque Investment Universe.

Investment goal

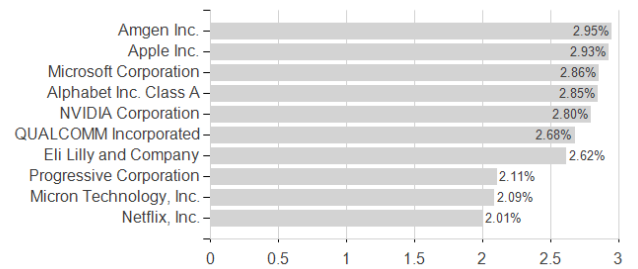
The objective of Arabesque SICAV - Global ESG Momentum Equity ("Sub-Fund") is long-term capital appreciation through investments into a sustainable equity universe (Arabesque Investment Universe). The Arabesque Investment Universe is determined on a quarterly basis.

Assessment Structure

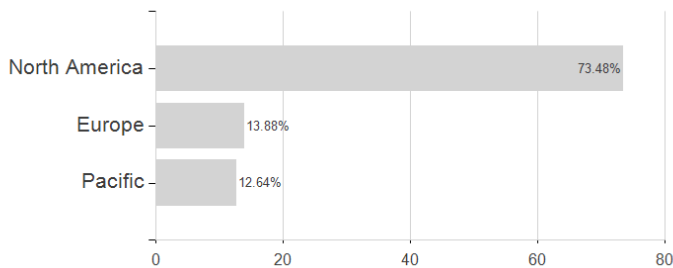
Assets



Largest positions



Countries



Branches

