

Manavest - Europe Evolution Equity EUR / LU0578704941 / A1H7QL / FundPartner Sol.(EU)

Last 10/30/2024 ¹	Region	Branch	Type of yield	Type
233.75 EUR	Europe	Mixed Sectors	reinvestment	Equity Fund



Risk key figures

SRI: 1 2 3 4 5 6 7

Mountain-View Funds Rating² EDA³

▲ ▲ ▲ ▲ ▲ ▲

Yearly Performance

2023	+11.81%
2022	-28.65%
2021	+13.56%
2020	+6.70%
2019	+32.15%

Master data		Conditions		Other figures	
Fund type	Single fund	Issue surcharge	0.00%	Minimum investment	UNT 0
Category	Equity	Planned administr. fee	0.00%	Savings plan	-
Sub category	Mixed Sectors	Deposit fees	0.10%	UCITS / OGAW	-
Fund domicile	Luxembourg	Redemption charge	0.20%	Performance fee	0.00%
Tranch volume	(10/30/2024) EUR 20.05 mill.	Ongoing charges	-	Redeployment fee	0.00%
Total volume	(10/30/2024) EUR 20.05 mill.	Dividends		Investment company	
Launch date	1/25/2011	FundPartner Sol.(EU)			
KESt report funds	No	15A, avenue J. F. Kennedy, 1855, Luxembourg			
Business year start	01.01.	Luxembourg			
Sustainability type	-	www.group.pictet/de			
Fund manager	-				

Performance	1M	6M	YTD	1Y	2Y	3Y	5Y	Since start
Performance	-3.09%	-0.69%	-1.91%	+14.45%	+12.07%	-20.40%	+1.36%	+3.12%
Performance p.a.	-	-	-	+14.41%	+5.86%	-7.34%	+0.27%	+0.45%
Sharpe ratio	-2.78	-0.30	-0.37	0.78	0.18	-0.55	-0.13	-0.13
Volatility	12.53%	14.92%	14.41%	14.58%	15.96%	19.04%	22.04%	20.36%
Worst month	-	-5.88%	-5.88%	-6.11%	-6.11%	-11.51%	-18.17%	-18.17%
Best month	-	3.51%	4.56%	10.19%	10.19%	12.71%	13.00%	13.00%
Maximum loss	-3.09%	-11.05%	-11.52%	-11.52%	-17.93%	-34.45%	-35.52%	-

Distribution permission

Switzerland, Luxembourg

1 Important note on update status: The displayed date refers exclusively to the calculation of the NAV.
 2 The Mountain-View Data Fund Rating calculates a comparative ranking for funds using yield, volatility and trend data. For more information visit [MVD Funds Rating](#)
 3 Displays the Ethical-Dynamical Ratio calculated according to standard criteria. The maximum value is 100. For more information visit [EDA](#)

Manavest - Europe Evolution Equity EUR / LU0578704941 / A1H7QL / FundPartner Sol.(EU)

Investment strategy

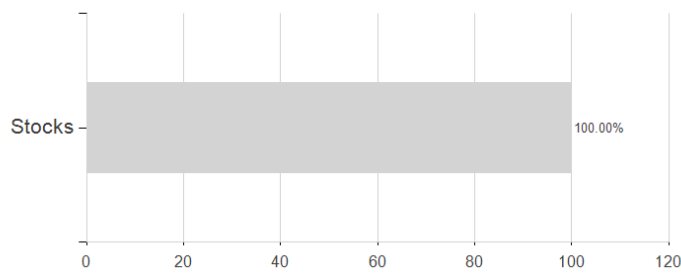
Despite the focus on Europe, the choice of investments will not be driven by or limited to a specific sector or currency. Nonetheless, depending on circumstances, the Sub-Fund may, at times, have a particular focus on a specific European country (including an emerging country) and/or sector and/or currency. The Sub-Fund may invest up to 49% of its net assets in any other type of eligible assets, such as equities other than those above-mentioned, debt securities and investment funds / undertakings for collective investment (UCIs). With respect to debt securities investments, the investment manager intends to invest in debt securities with a credit rating "investment grade". The Sub-Fund will not invest in distressed debt securities or defaulted debt securities. However, the Sub-Fund's investments in units or shares of UCIs will not exceed 10% of its net assets.

Investment goal

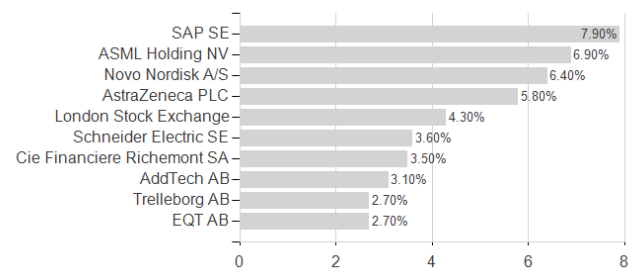
The Sub-Fund's objective is to provide capital growth and to enable investors to benefit from growth in the European equity market. The Sub-Fund will mainly invest in equity and equity related securities (such as rights, depositary receipts) issued by companies that are headquartered in Europe, or have a majority of their assets or other interests in Europe, or conduct the majority of their activity in Europe or from Europe. For the purpose of the Sub-Fund's investments, Europe means any European country from a geographical point of view (including Russia), in order to avoid any doubt, this also includes emerging countries.

Assessment Structure

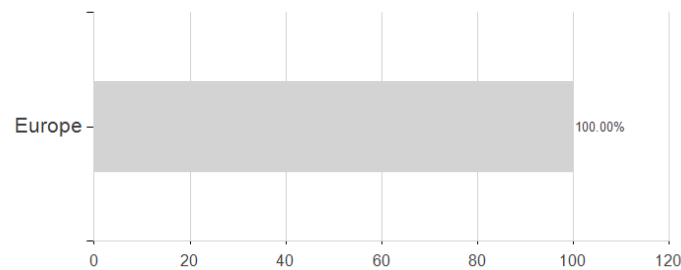
Assets



Largest positions



Countries



Branches

