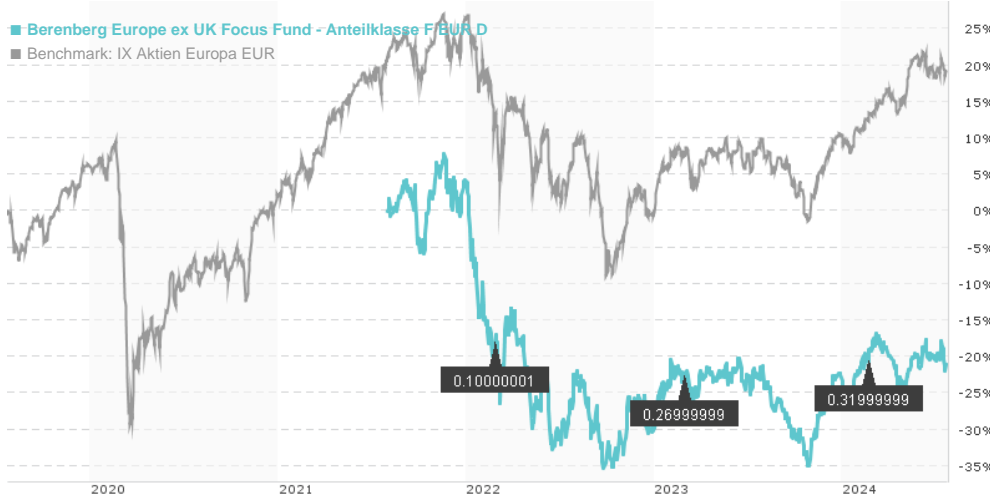


Berenberg Europe ex UK Focus Fund - Anteilklasse F EUR D / LU2352863786 / A3CS00 / Universal-Inv. (LU)

| | | | | |
|------------------------------|--------|---------------|-----------------|-------------|
| Last 07/22/2024 ¹ | Region | Branch | Type of yield | Type |
| 78.27 EUR | Europe | Mixed Sectors | paying dividend | Equity Fund |



Risk key figures

| | | | | | | | | |
|---|---|---|---|---|---|---|------------------|----|
| SRI | 1 | 2 | 3 | 4 | 5 | 6 | 7 | |
| Mountain-View Funds Rating ² | | | | | | | EDA ³ | 84 |

Yearly Performance

| | |
|------|---------|
| 2023 | +11.13% |
| 2022 | -32.99% |

| Master data | | Conditions | | Other figures | |
|---------------------|------------------------------|------------------------|----------|---|-------------------|
| Fund type | Single fund | Issue surcharge | 0.00% | Minimum investment | EUR 10,000,000.00 |
| Category | Equity | Planned administr. fee | 0.00% | Savings plan | - |
| Sub category | Mixed Sectors | Deposit fees | 0.10% | UCITS / OGAW | Yes |
| Fund domicile | Luxembourg | Redemption charge | 0.00% | Performance fee | 0.00% |
| Tranch volume | (07/22/2024) EUR 9.16 mill. | Ongoing charges | - | Redeployment fee | 0.00% |
| Total volume | (07/22/2024) EUR 10.70 mill. | Dividends | | Investment company | |
| Launch date | 8/2/2021 | 20.02.2024 | 0.32 EUR | Universal-Inv. (LU) | |
| KESt report funds | No | 27.02.2023 | 0.27 EUR | 15, rue de Flaxweiler, 6776, Grevenmacher | |
| Business year start | 01.01. | 25.02.2022 | 0.10 EUR | Luxembourg | |
| Sustainability type | - | | | https://www.universal-investment.com | |
| Fund manager | Matthias Born | | | | |

| Performance | 1M | 6M | YTD | 1Y | 2Y | 3Y | 5Y | Since start |
|------------------|--------|--------|--------|---------|---------|---------|-------|-------------|
| Performance | -1.83% | +5.09% | +1.68% | +2.34% | +6.48% | -21.04% | - | -21.04% |
| Performance p.a. | - | - | - | +2.35% | +3.19% | -7.64% | - | -7.64% |
| Sharpe ratio | -1.92 | 0.49 | -0.05 | -0.09 | -0.03 | - | - | -0.55 |
| Volatility | 13.11% | 13.80% | 13.99% | 14.81% | 17.57% | 0.00% | 0.00% | 20.58% |
| Worst month | - | -6.45% | -6.45% | -6.45% | -8.93% | -16.09% | 0.00% | -16.09% |
| Best month | - | 4.56% | 6.04% | 11.08% | 13.09% | 13.09% | 0.00% | 13.09% |
| Maximum loss | -5.03% | -9.71% | -9.71% | -17.38% | -18.54% | 0.00% | 0.00% | - |

Distribution permission

Germany

¹ Important note on update status: The displayed date refers exclusively to the calculation of the NAV.

² The Mountain-View Data Fund Rating calculates a comparative ranking for funds using yield, volatility and trend data. For more information visit [MVD Funds Rating](#)

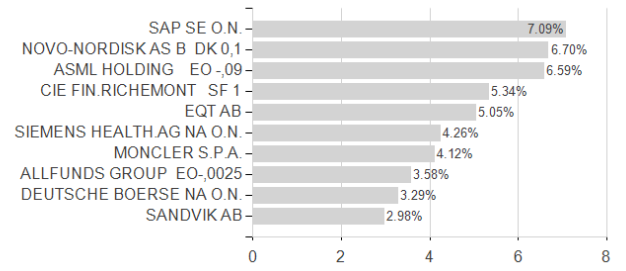
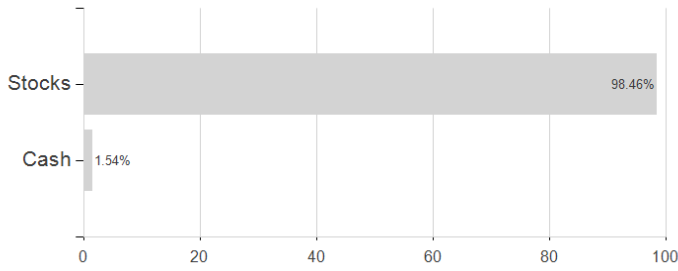
³ Displays the Ethical-Dynamical Ratio calculated according to standard criteria. The maximum value is 100. For more information visit [EDA](#)

Berenberg Europe ex UK Focus Fund - Anteilklasse F EUR D / LU2352863786 / A3CS00 / Universal-Inv. (LU)

Assessment Structure

Assets

Largest positions



Countries

Branches

Currencies

