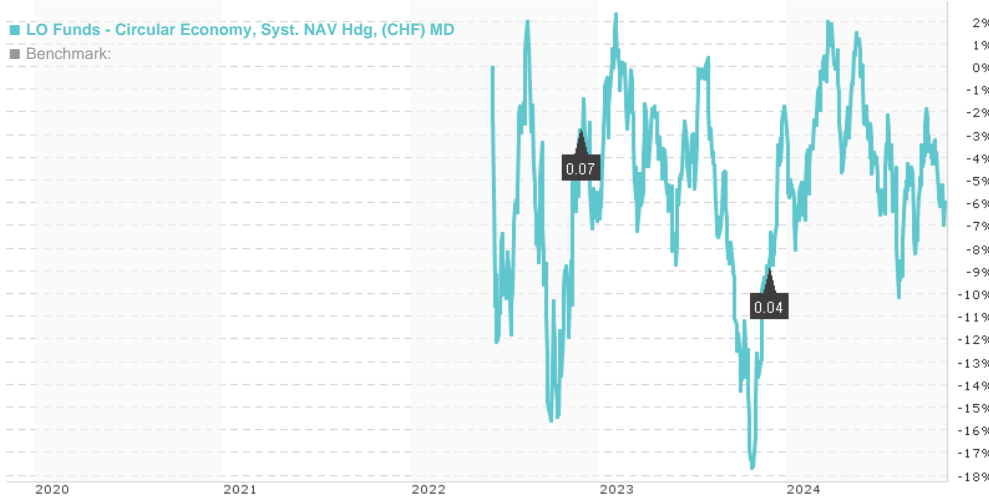


LO Funds - Circular Economy, Syst. NAV Hdg, (CHF) MD / LU2212485978 / A2QAUB / Lombard Odier F.(EU)

Last 11/04/2024 ¹	Region	Branch	Type of yield	Type
9.93 CHF	Worldwide	Mixed Sectors	paying dividend	Equity Fund



Risk key figures	
SRI	1 2 3 4 5 6 7
Mountain-View Funds Rating ²	EDA ³
▲▲▲▲▲	89

Yearly Performance	
2023	+4.29%

Master data		Conditions		Other figures	
Fund type	Single fund	Issue surcharge	5.00%	Minimum investment	EUR 3,000.00
Category	Equity	Planned administr. fee	0.00%	Savings plan	-
Sub category	Mixed Sectors	Deposit fees	0.00%	UCITS / OGAW	Yes
Fund domicile	Luxembourg	Redemption charge	0.00%	Performance fee	0.00%
Tranch volume	(11/04/2024) USD 1.02 mill.	Ongoing charges	-	Redeployment fee	0.00%
Total volume	(11/04/2024) USD 348.79 mill.	Dividends		Investment company	
Launch date	11/16/2020	27.11.2023	0.04 CHF	Lombard Odier F.(EU)	
KESt report funds	Yes	25.11.2022	0.07 CHF	291, route d'Arlon, L-1150, Luxembourg	
Business year start	01.10.			Luxembourg	
Sustainability type	Ethics/ecology			https://www.lombardodier.com	
Fund manager	A. Donets, C. Walsh				

Performance	1M	6M	YTD	1Y	2Y	3Y	5Y	Since start
Performance	-2.51%	-5.16%	-3.85%	+8.47%	+4.67%	-	-	-5.92%
Performance p.a.	-	-	-	+8.50%	+2.31%	-	-	-2.50%
Sharpe ratio	-2.81	-1.01	-0.60	0.42	-0.05	-	-	-0.35
Volatility	10.31%	12.99%	12.64%	12.94%	14.29%	0.00%	0.00%	16.12%
Worst month	-	-4.84%	-4.84%	-4.84%	-7.23%	-9.55%	0.00%	-9.55%
Best month	-	2.33%	6.70%	9.48%	9.48%	9.48%	0.00%	9.48%
Maximum loss	-3.87%	-11.44%	-11.87%	-11.87%	-19.54%	0.00%	0.00%	-

Distribution permission

Austria, Germany, Switzerland, Luxembourg, Czech Republic

¹ Important note on update status: The displayed date refers exclusively to the calculation of the NAV.

² The Mountain-View Data Fund Rating calculates a comparative ranking for funds using yield, volatility and trend data. For more information visit [MVD Funds Rating](#)

³ Displays the Ethical-Dynamical Ratio calculated according to standard criteria. The maximum value is 100. For more information visit [EDA](#)

LO Funds - Circular Economy, Syst. NAV Hdg, (CHF) MD / LU2212485978 / A2QAUB / Lombard Odier F.(EU)

Investment strategy

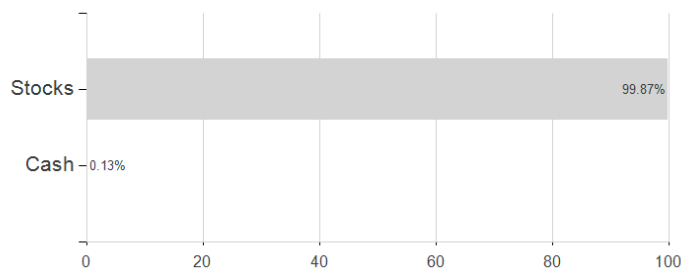
The Sub-Fund invests in equity and equity related securities issued by companies worldwide (including Emerging Markets) whose growth will benefit from regulations, innovations, services or products favoring the transition to a more circular economy and to an economy that values natural capital. The Sub-Fund seeks to invest in high quality companies with sustainable financial models, business practices and business models showing resilience and the ability to evolve and benefit from long term structural trends using LOIM proprietary ESG and Sustainability Profiling tools and methodologies. As part of its Emerging Market exposure, the Sub-Fund may invest up to 20% of its net assets in shares issued by mainland China-incorporated companies (including China A-Shares). The Investment Manager is authorized to use financial derivative instruments for hedging purposes or for EPM but not as part of the investment strategy.

Investment goal

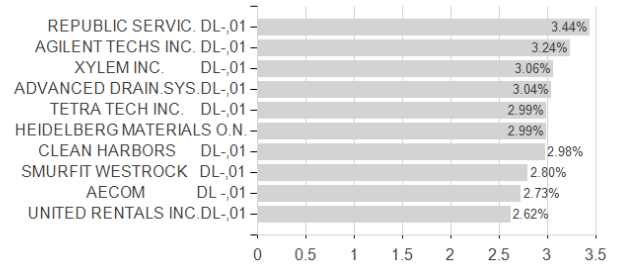
The Sub-Fund is actively managed. The MSCI World SMID Cap TR ND index is used for performance comparison as well as internal risk monitoring purposes, without implying any particular constraints to the Sub-Fund's investments. Securities targeted by the Sub-Fund can be similar to those of the index to an extent that varies overtime but their weighting is expected to materially differ. The performance of the Sub-Fund may deviate materially from that of the index.

Assessment Structure

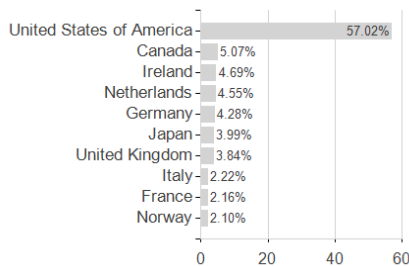
Assets



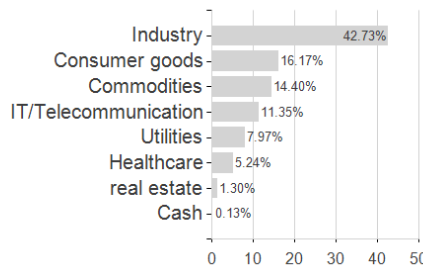
Largest positions



Countries



Branches



Currencies

