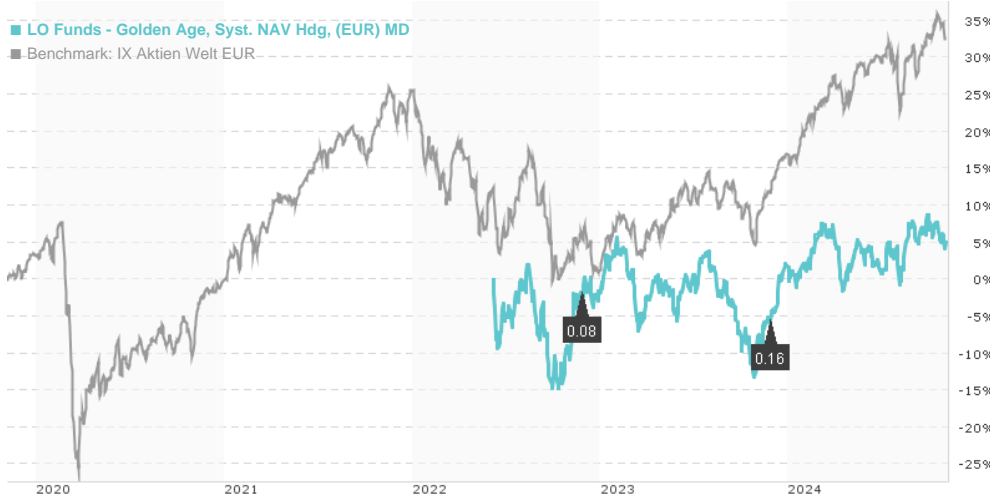


LO Funds - Golden Age, Syst. NAV Hdg, (EUR) MD / LU0866427940 / A1J99P / Lombard Odier F.(EU)

Last 11/04/2024 ¹	Region	Branch	Type of yield	Type
20.21 EUR	Worldwide	Mixed Sectors	paying dividend	Equity Fund



Risk key figures

SRI 1 2 3 4 5 6 7

Mountain-View Funds Rating² EDA³

▲ ▲ ▲ ▲ ▲ ▲

Yearly Performance

2023 +3.72%

Master data		Conditions		Other figures	
Fund type	Single fund	Issue surcharge	5.00%	Minimum investment	EUR 3,000.00
Category	Equity	Planned administr. fee	0.00%	Savings plan	-
Sub category	Mixed Sectors	Deposit fees	0.00%	UCITS / OGAW	Yes
Fund domicile	Luxembourg	Redemption charge	0.00%	Performance fee	0.00%
Tranch volume	(11/04/2024) USD 1.63 mill.	Ongoing charges	-	Redeployment fee	0.00%
Total volume	(11/04/2024) USD 335.00 mill.	Dividends		Investment company	
Launch date	2/7/2013	27.11.2023	0.16 EUR	Lombard Odier F.(EU)	
KESt report funds	Yes	25.11.2022	0.08 EUR	291, route d'Arlon, L-1150, Luxembourg	
Business year start	01.10.			Luxembourg	
Sustainability type	-			https://www.lombardodier.com	
Fund manager	Henk Grootveld				

Performance	1M	6M	YTD	1Y	2Y	3Y	5Y	Since start
Performance	-2.25%	+2.41%	+3.17%	+13.45%	+15.51%	-	-	+5.03%
Performance p.a.	-	-	-	+13.49%	+7.46%	-	-	+2.06%
Sharpe ratio	-2.64	0.17	0.06	0.95	0.35	-	-	-0.07
Volatility	10.07%	10.89%	10.84%	10.99%	12.56%	0.00%	0.00%	14.11%
Worst month	-	-4.18%	-5.74%	-5.74%	-6.24%	-8.87%	0.00%	-8.87%
Best month	-	3.25%	6.88%	8.28%	9.77%	9.77%	0.00%	9.77%
Maximum loss	-3.30%	-5.85%	-8.36%	-8.36%	-17.79%	0.00%	0.00%	-

Distribution permission

Austria, Germany, Switzerland, Luxembourg, Czech Republic

¹ Important note on update status: The displayed date refers exclusively to the calculation of the NAV.

² The Mountain-View Data Fund Rating calculates a comparative ranking for funds using yield, volatility and trend data. For more information visit [MVD Funds Rating](#)

³ Displays the Ethical-Dynamical Ratio calculated according to standard criteria. The maximum value is 100. For more information visit [EDA](#)

LO Funds - Golden Age, Syst. NAV Hdg, (EUR) MD / LU0866427940 / A1J99P / Lombard Odier F.(EU)

Investment strategy

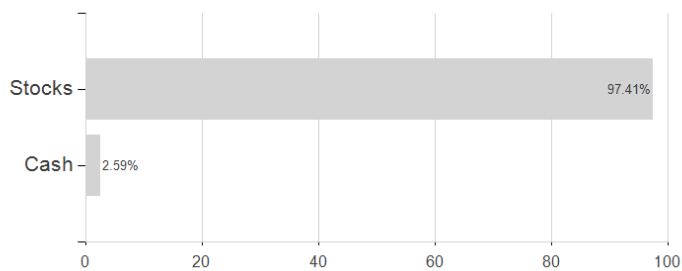
Securities targeted by the Sub-Fund can be similar to those of the index to an extent that varies overtime but their weighting is expected to materially differ. The performance of the Sub-Fund may deviate materially from that of the index. The Sub-Fund aims to generate capital growth over the long term. It mainly invests in equity securities issued by companies worldwide, that are significantly driven by the ageing population theme across multiple sectors (e.g. healthcare products and services, as well as healthy food, cosmetics, leisure, financial planning etc.). The Sub-Fund follows an active, high conviction investment approach. In selecting the individual stocks, the Investment Manager is guided by its own financial analysis of companies. The result is a portfolio of 40 to 80 different companies.

Investment goal

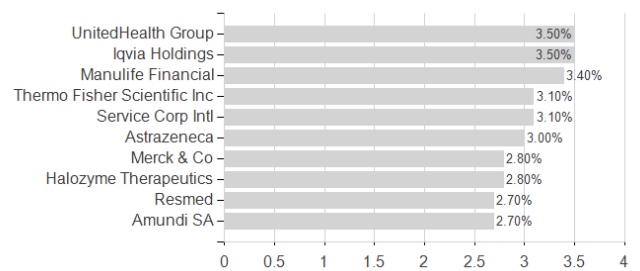
The Sub-Fund is actively managed. The MSCI World TR ND index is used for performance comparison as well as for internal risk monitoring purposes, without implying any particular constraints to the Sub-Fund's investments.

Assessment Structure

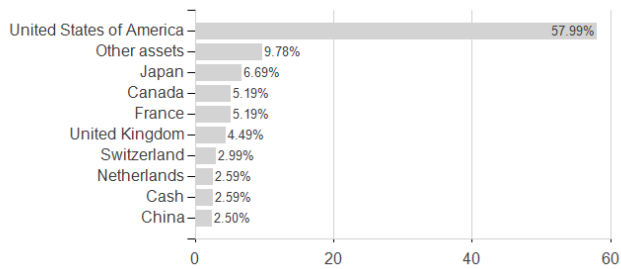
Assets



Largest positions



Countries



Branches

