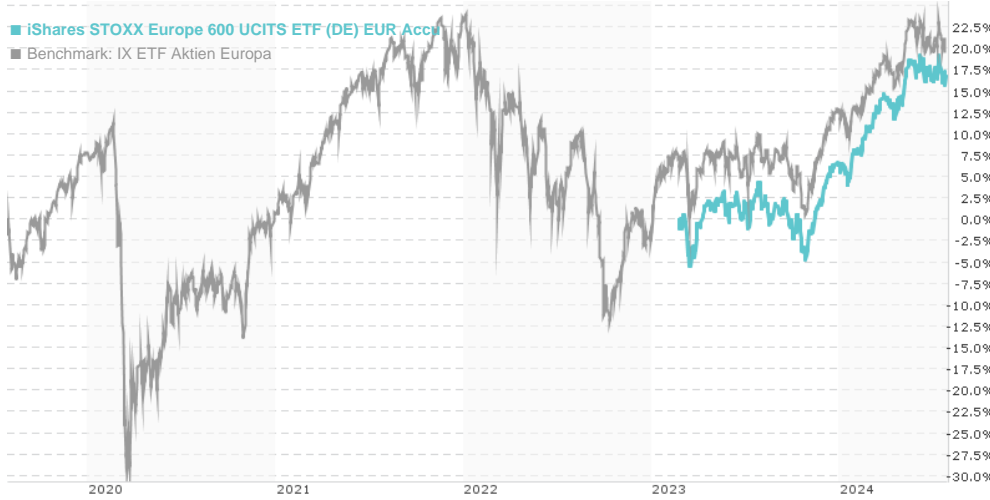


iShares STOXX Europe 600 UCITS ETF (DE) EUR Accu / DE000A2QP4B6 / A2QP4B / BlackRock AM (DE)

| | | | | |
|------------------------------|--------|------------|---------------|----------------------|
| Last 07/26/2024 ¹ | Region | Branch | Type of yield | Type |
| 5.84 EUR | Europe | ETF Stocks | reinvestment | Alternative Investm. |



Risk key figures

| | | | | | | | |
|---|---|---|---|---|---|---|------------------|
| SRI | 1 | 2 | 3 | 4 | 5 | 6 | 7 |
| Mountain-View Funds Rating ² | | | | | | | EDA ³ |
| | | | | | | | 65 |

Yearly Performance

| Master data | | Conditions | | Other figures | |
|---------------------|---------------------------------|---|-------|---------------------------|-------|
| Fund type | Single fund | Issue surcharge | 2.00% | Minimum investment | UNT 1 |
| Category | Equity | Planned administr. fee | 0.00% | Savings plan | - |
| Sub category | ETF Stocks | Deposit fees | 0.00% | UCITS / OGAW | Yes |
| Fund domicile | Germany | Redemption charge | 1.00% | Performance fee | 0.00% |
| Tranch volume | - | Ongoing charges | - | Redeployment fee | 0.00% |
| Total volume | (07/26/2024) EUR 6,748.50 mill. | Dividends | | Investment company | |
| Launch date | 2/23/2023 | BlackRock AM (DE) Lenbachplatz 1, 80333, München Germany https://www.blackrock.com | | | |
| KESt report funds | Yes | | | | |
| Business year start | 01.05. | | | | |
| Sustainability type | - | | | | |
| Fund manager | BlackRock AM Deutschland AG | | | | |

| Performance | 1M | 6M | YTD | 1Y | 2Y | 3Y | 5Y | Since start |
|------------------|--------|--------|--------|---------|--------|-------|-------|-------------|
| Performance | -0.29% | +8.33% | +9.34% | +13.38% | - | - | - | +16.78% |
| Performance p.a. | - | - | - | +13.34% | - | - | - | +11.53% |
| Sharpe ratio | -0.71 | 1.54 | 1.49 | 1.00 | - | - | - | 0.74 |
| Volatility | 10.12% | 8.89% | 9.04% | 9.65% | 0.00% | 0.00% | 0.00% | 10.57% |
| Worst month | - | -1.16% | -1.16% | -3.60% | -3.60% | 0.00% | 0.00% | -3.60% |
| Best month | - | 3.99% | 3.99% | 6.64% | 6.64% | 0.00% | 0.00% | 6.64% |
| Maximum loss | -2.92% | -2.92% | -2.92% | -8.62% | 0.00% | 0.00% | 0.00% | - |

Distribution permission

Austria, Germany, Switzerland

¹ Important note on update status: The displayed date refers exclusively to the calculation of the NAV.

iShares STOXX Europe 600 UCITS ETF (DE) EUR Accu / DE000A2QP4B6 / A2QP4B / BlackRock AM (DE)

2 The Mountain-View Data Fund Rating calculates a comparative ranking for funds using yield, volatility and trend data. For more information visit [MVD Funds Rating](#)

Investment strategy

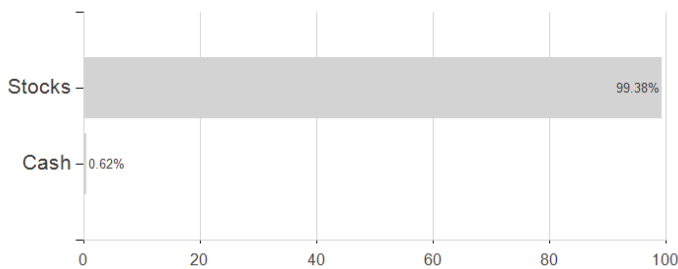
The Fund mostly invests in equities in order to achieve the investment objective. The proportion of assets in the Fund which matches the weighting of the Index (duplication percentage) is at least 95% of the Fund's assets. It is not the Investment Manager's intention to leverage the Fund. However, the Fund may generate minimal amounts of leverage from time to time, for example, if using financial derivative instruments (FDIs) for efficient portfolio management purposes.

Investment goal

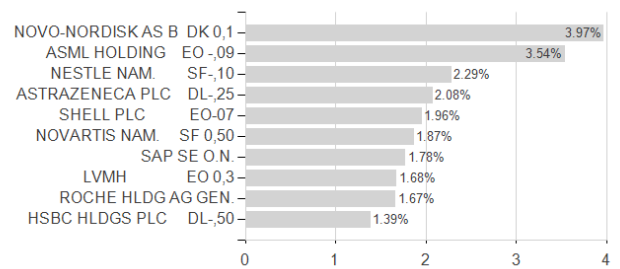
The iShares STOXX Europe 600 UCITS ETF (DE) (the "Fund") is a passively managed exchange traded fund (ETF) that aims to track the performance of the STOXX® Europe 600 (Price Index) as closely as possible. In this regard, it aims to replicate the benchmark (Index). The Index measures the performance of the 600 by free float market capitalisation largest stocks across 17 developed European countries. The Index rebalances quarterly with components weighted by free float market capitalisation and capped at 20% to maintain diversification. Free float market capitalisation is the market value of a company's readily available outstanding shares.

Assessment Structure

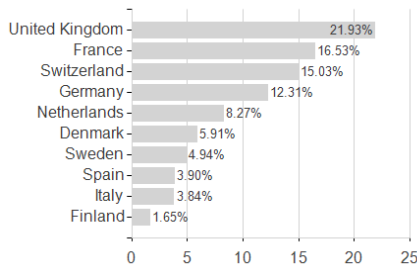
Assets



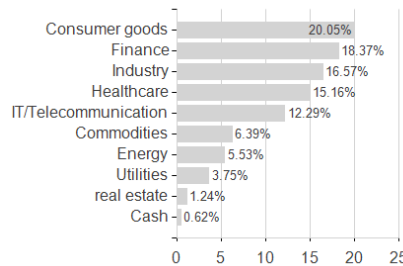
Largest positions



Countries



Branches



Currencies

