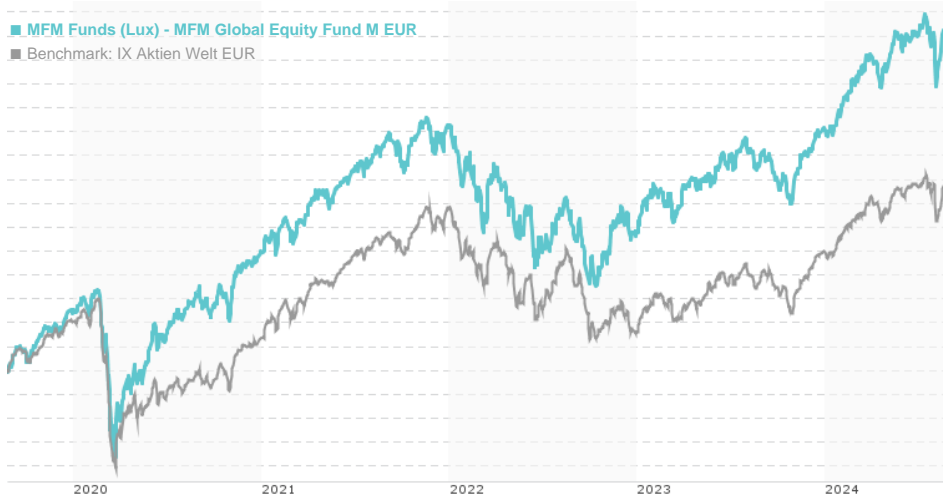


MFM Funds (Lux) - MFM Global Equity Fund M EUR / LU1864373904 / MFM034 / FundPartner Sol.(EU)

Last 08/22/2024 ¹	Region	Branch	Type of yield	Type
201.68 EUR	Worldwide	Mixed Sectors	reinvestment	Equity Fund



Risk key figures

SRI	1	2	3	4	5	6	7
Mountain-View Funds Rating ²	EDA ³						
	▲▲▲▲▲▲▲						

Yearly Performance

2023	+17.34%
2022	-14.76%
2021	+20.59%
2020	+11.67%

Master data		Conditions		Other figures	
Fund type	Single fund	Issue surcharge	0.00%	Minimum investment	UNT 0
Category	Equity	Planned administr. fee	0.00%	Savings plan	-
Sub category	Mixed Sectors	Deposit fees	0.00%	UCITS / OGAW	-
Fund domicile	Luxembourg	Redemption charge	0.25%	Performance fee	0.00%
Tranch volume	(08/22/2024) CHF 0.020 mill.	Ongoing charges	-	Redeployment fee	0.00%
Total volume	(08/22/2024) CHF 36.32 mill.	Dividends		Investment company	
Launch date	4/30/2019	FundPartner Sol.(EU)			
KESt report funds	No	15A, avenue J. F. Kennedy, 1855, Luxembourg			
Business year start	01.01.	Luxembourg			
Sustainability type	-	www.group.pictet/de			
Fund manager	FundPartner Solutions (Europe) S.A.				

Performance	1M	6M	YTD	1Y	2Y	3Y	5Y	Since start
Performance	-0.47%	+6.41%	+13.32%	+20.15%	+29.20%	+16.81%	+68.97%	+61.06%
Performance p.a.	-	-	-	+20.09%	+13.65%	+5.32%	+11.05%	+9.38%
Sharpe ratio	-0.50	0.93	1.84	1.74	0.88	0.13	0.49	0.38
Volatility	17.96%	10.49%	9.82%	9.52%	11.44%	13.20%	15.50%	15.23%
Worst month	-	-2.16%	-2.16%	-3.34%	-8.13%	-8.13%	-10.99%	-10.99%
Best month	-	4.57%	4.57%	6.51%	7.38%	7.38%	10.06%	10.06%
Maximum loss	-7.12%	-8.53%	-8.53%	-8.53%	-11.86%	-23.01%	-29.85%	-

Distribution permission

Switzerland

¹ Important note on update status: The displayed date refers exclusively to the calculation of the NAV.

² The Mountain-View Data Fund Rating calculates a comparative ranking for funds using yield, volatility and trend data. For more information visit [MVD Funds Rating](#)

³ Displays the Ethical-Dynamical Ratio calculated according to standard criteria. The maximum value is 100. For more information visit [EDA](#)

DISCLAIMER: The information on this page are for informational purposes only and should neither an offer to sell nor a solicitation for the purchase of the security or recommendation in favor of the security to be understood. baha GmbH assumes no liability despite thorough searches for the accuracy of the data.

Funds data from: www.mountain-view.com. Fact Sheet created by: www.baha.com

MFM Funds (Lux) - MFM Global Equity Fund M EUR / LU1864373904 / MFM034 / FundPartner Sol.(EU)

Investment strategy

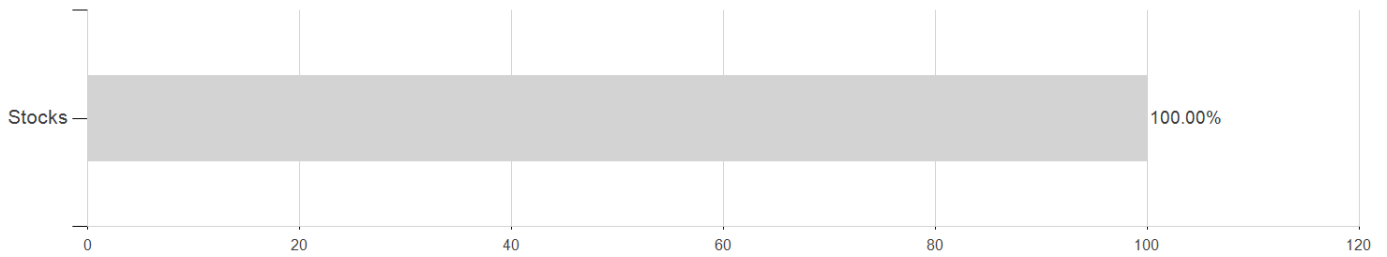
To achieve its investment objectives, the Sub-Fund will mainly invest: - directly in the securities mentioned in the previous paragraph; and/or - in UCITS and Other UCIs (including other Sub-Funds of the Company) having as their main objective the investment in or having an exposure to the abovementioned securities; and/or - in any Transferable Securities linked or offering an exposure to the performance of the abovementioned securities (such as structured products, as defined below).

Investment goal

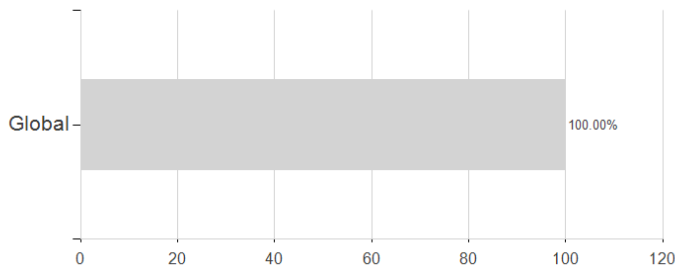
The Sub-Fund aims to mainly offer an exposure to global stock markets, i.e. equities and equity related investments (such as depositary receipts (ADR, GDR, EDR), share rights, closed-ended REITs). The Sub-Fund is actively managed. The Sub-Fund has no benchmark index and is not managed in reference to a benchmark index.

Assessment Structure

Assets



Countries



Branches

