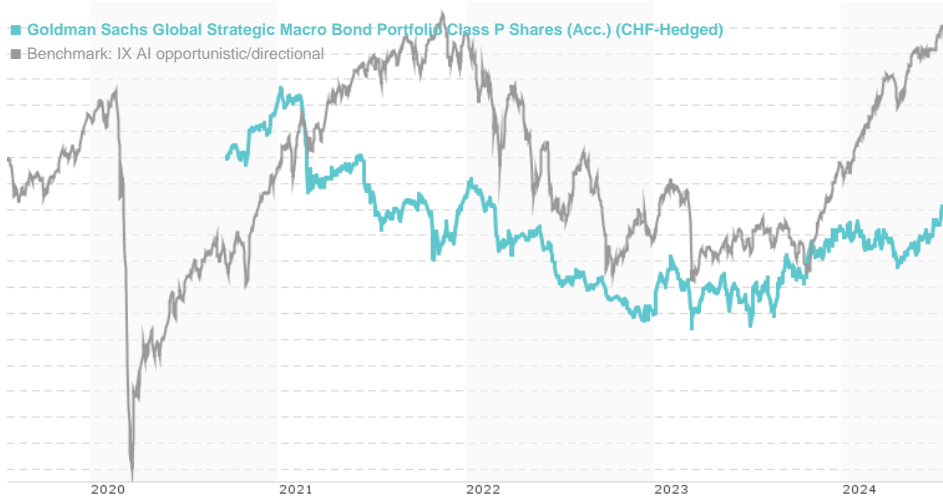


**Goldman Sachs Global Strategic Macro Bond Portfolio Class P Shares (Acc.) (CHF-Hedged) / LU1589323002 /**

Last 07/22/2024 <sup>1</sup>	Region	Branch	Type of yield	Type
91.75 CHF	Worldwide	AI Hedgefonds Single Strategy	reinvestment	Alternative Investm.



**Risk key figures**

SRI	1	2	3	4	5	6	7
Mountain-View Funds Rating <sup>2</sup>	EDA <sup>3</sup>						
	-						

**Yearly Performance**

2023	+3.54%
2022	-4.56%
2021	-3.71%

Master data		Conditions		Other figures	
Fund type	Single fund	Issue surcharge	0.00%	Minimum investment	USD 50,000.00
Category	Alternative Investments	Planned administr. fee	0.00%	Savings plan	-
Sub category	AI Hedgefonds Single Strategy	Deposit fees	0.00%	UCITS / OGAW	Yes
Fund domicile	Luxembourg	Redemption charge	0.00%	Performance fee	15.00%
Tranch volume	(07/22/2024) USD 0.009 mill.	Ongoing charges	-	Redeployment fee	0.00%
Total volume	(07/22/2024) USD 169.45 mill.	Dividends		Investment company	
Launch date	4/11/2017	Goldman Sachs AM BV			
KESt report funds	Yes	Schenkade 65, 2509, LL Den Haag			
Business year start	01.12.	Netherlands			
Sustainability type	-	www.gsam.com			
Fund manager	Sophia Ferguson				

Performance	1M	6M	YTD	1Y	2Y	3Y	5Y	Since start
Performance	+0.80%	+1.00%	+0.54%	+3.17%	+2.80%	+0.26%	-	-2.13%
Performance p.a.	-	-	-	+3.18%	+1.39%	+0.09%	-	-0.56%
Sharpe ratio	2.83	-0.67	-1.06	-0.18	-0.80	-1.23	-	-1.44
Volatility	2.57%	2.50%	2.57%	2.88%	2.87%	2.92%	0.00%	2.96%
Worst month	-	-1.02%	-1.02%	-1.02%	-1.02%	-2.24%	0.00%	-3.32%
Best month	-	0.95%	0.95%	0.95%	1.80%	1.80%	0.00%	1.80%
Maximum loss	-0.32%	-1.81%	-1.81%	-1.81%	-2.89%	-5.84%	0.00%	-

**Distribution permission**

Austria, Germany, Switzerland, Luxembourg

<sup>1</sup> Important note on update status: The displayed date refers exclusively to the calculation of the NAV.

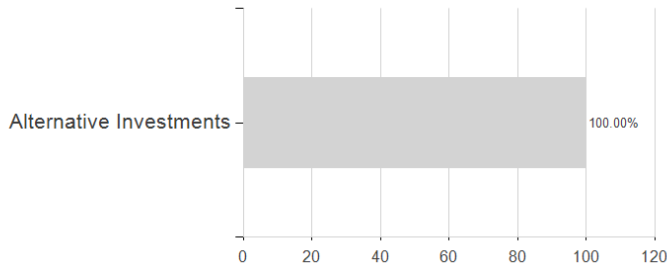
<sup>2</sup> The Mountain-View Data Fund Rating calculates a comparative ranking for funds using yield, volatility and trend data. For more information visit [MVD Funds Rating](#)

<sup>3</sup> Displays the Ethical-Dynamical Ratio calculated according to standard criteria. The maximum value is 100. For more information visit [EDA](#)

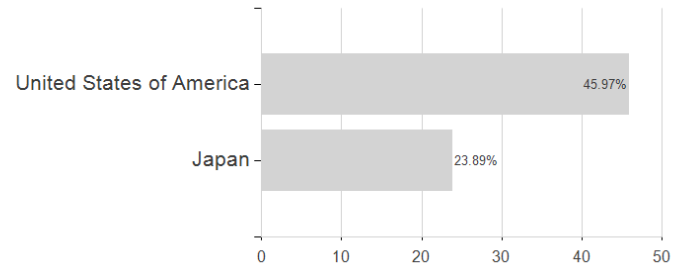
**Goldman Sachs Global Strategic Macro Bond Portfolio Class P Shares (Acc.) (CHF-Hedged) / LU1589323002 /**

Assessment Structure

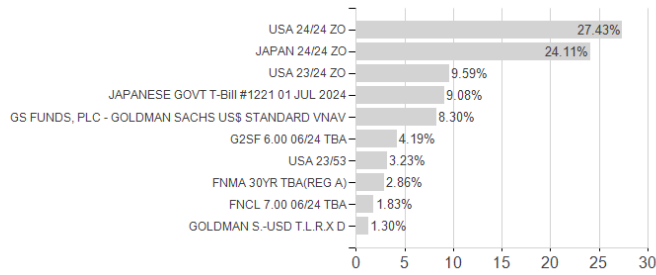
Assets



Countries



Largest positions



Currencies

