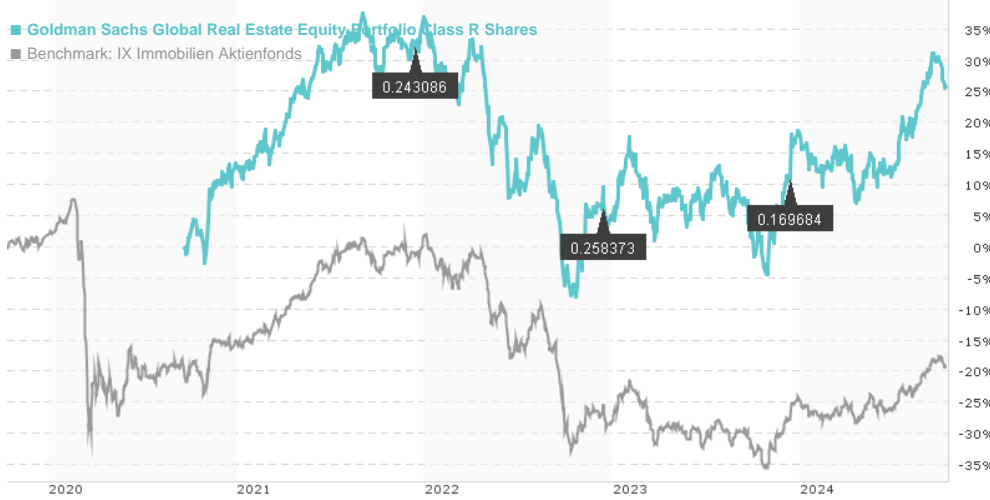


Goldman Sachs Global Real Estate Equity Portfolio Class R Shares / LU1512665172 / A2DFVE / Goldman Sachs AM

Last 10/10/2024 ¹	Region	Branch	Type of yield	Type
9.53 USD	Worldwide	Real Estate Fund/Equity	paying dividend	Real Estate Investment Fund



Risk key figures

SRI	1	2	3	4	5	6	7
-----	---	---	---	---	---	---	---

Mountain-View Funds Rating ²	EDA ³
▲▲▲▲▲	-

Yearly Performance

2023	+13.51%
2022	-23.68%
2021	+21.57%

Master data		Conditions		Other figures	
Fund type	Single fund	Issue surcharge	5.50%	Minimum investment	USD 5,000.00
Category	Real Estate	Planned administr. fee	0.00%	Savings plan	-
Sub category	Real Estate Fund/Equity	Deposit fees	0.00%	UCITS / OGAW	Yes
Fund domicile	Luxembourg	Redemption charge	0.00%	Performance fee	0.00%
Tranch volume	(10/10/2024) USD 0.012 mill.	Ongoing charges	-	Redeployment fee	0.00%
Total volume	(10/10/2024) USD 12.69 mill.	Dividends		Investment company	
Launch date	12/2/2016	11.12.2023	0.17 USD	Goldman Sachs AM BV	
KESt report funds	Yes	12.12.2022	0.26 USD	Schenkade 65, 2509, LL Den Haag	
Business year start	01.12.	13.12.2021	0.24 USD	Netherlands	
Sustainability type	-	14.12.2020	0.27 USD	www.gsam.com	
Fund manager	-				

Performance	1M	6M	YTD	1Y	2Y	3Y	5Y	Since start
Performance	-2.36%	+12.25%	+6.01%	+24.01%	+34.25%	-1.53%	-	+25.87%
Performance p.a.	-	-	-	+23.94%	+15.84%	-0.51%	-	+5.84%
Sharpe ratio	-3.01	1.63	0.33	1.29	0.74	-0.22	-	0.16
Volatility	9.43%	13.94%	13.99%	16.13%	16.99%	17.35%	0.00%	16.34%
Worst month	-	-5.90%	-5.90%	-5.90%	-5.90%	-14.86%	-14.86%	-14.86%
Best month	-	6.94%	9.19%	12.15%	12.15%	12.15%	13.08%	13.08%
Maximum loss	-4.23%	-4.70%	-9.17%	-9.78%	-18.79%	-32.78%	0.00%	-

Distribution permission

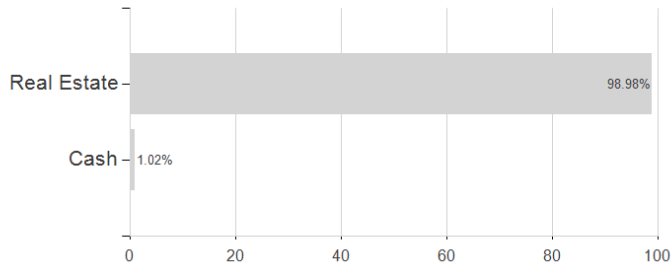
Austria, Germany, Switzerland, Luxembourg

1 Important note on update status: The displayed date refers exclusively to the calculation of the NAV.
 2 The Mountain-View Data Fund Rating calculates a comparative ranking for funds using yield, volatility and trend data. For more information visit [MVD Funds Rating](#)
 3 Displays the Ethical-Dynamical Ratio calculated according to standard criteria. The maximum value is 100. For more information visit [EDA](#)

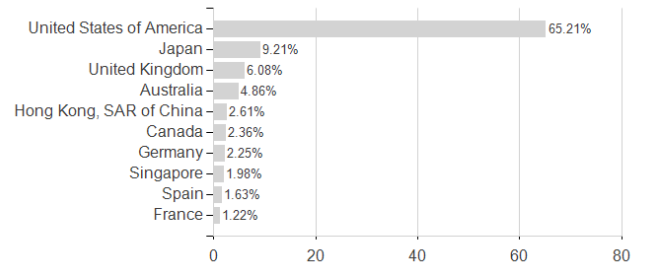
Goldman Sachs Global Real Estate Equity Portfolio Class R Shares / LU1512665172 / A2DFVE / Goldman Sachs AM

Assessment Structure

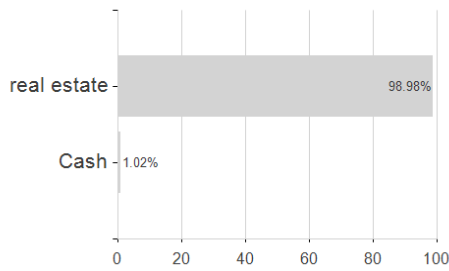
Assets




Countries



Branches



Largest positions



Currencies

