

Jupiter European Growth, Class A USD Acc HSC / LU1856138950 / A2JRMV / Jupiter AM Int.

| | | | | |
|------------------------------|--------|---------------|---------------|-------------|
| Last 07/29/2024 ¹ | Region | Branch | Type of yield | Type |
| 14.32 USD | Europe | Mixed Sectors | reinvestment | Equity Fund |



Risk key figures

| | | | | | | | |
|---|------------------|---|---|---|---|---|---|
| SRI | 1 | 2 | 3 | 4 | 5 | 6 | 7 |
| Mountain-View Funds Rating ² | EDA ³ | | | | | | |
| | 84 | | | | | | |

Yearly Performance

| | |
|------|---------|
| 2023 | +19.53% |
| 2022 | -21.29% |
| 2021 | +26.07% |
| 2020 | +4.86% |
| 2019 | +32.38% |

| Master data | | Conditions | | Other figures | |
|---------------------|-------------------------------|--------------------------------------|-------|---------------------------|--------------|
| Fund type | Single fund | Issue surcharge | 5.00% | Minimum investment | USD 5,000.00 |
| Category | Equity | Planned administr. fee | 0.00% | Savings plan | - |
| Sub category | Mixed Sectors | Deposit fees | 0.00% | UCITS / OGAW | Yes |
| Fund domicile | Luxembourg | Redemption charge | 0.00% | Performance fee | 0.00% |
| Tranch volume | (07/29/2024) EUR 3.49 mill. | Ongoing charges | - | Redeployment fee | 0.00% |
| Total volume | (07/29/2024) EUR 757.56 mill. | Dividends | | Investment company | |
| Launch date | 8/31/2018 | Jupiter AM Int. | | | |
| KESt report funds | No | 5, rue Heienhaff, L-1736, Luxembourg | | | |
| Business year start | 01.10. | Luxembourg | | | |
| Sustainability type | - | https://www.jupiteram.com | | | |
| Fund manager | Mark Nichols, Mark Heslop | | | | |

| Performance | 1M | 6M | YTD | 1Y | 2Y | 3Y | 5Y | Since start |
|------------------|--------|--------|--------|---------|---------|---------|---------|-------------|
| Performance | -1.92% | +2.51% | +3.54% | +6.31% | +16.99% | +3.24% | +35.86% | +43.20% |
| Performance p.a. | - | - | - | +6.33% | +8.15% | +1.07% | +6.31% | +6.26% |
| Sharpe ratio | -1.61 | 0.12 | 0.21 | 0.21 | 0.29 | -0.15 | 0.14 | 0.14 |
| Volatility | 16.17% | 11.82% | 12.06% | 12.88% | 15.70% | 17.87% | 18.92% | 18.29% |
| Worst month | - | -2.72% | -2.72% | -4.81% | -7.22% | -12.72% | -12.72% | -12.72% |
| Best month | - | 2.58% | 5.98% | 8.21% | 12.92% | 12.92% | 12.92% | 12.92% |
| Maximum loss | -5.71% | -6.71% | -6.71% | -11.80% | -15.12% | -30.05% | -33.75% | - |

Distribution permission

Austria, Germany, Switzerland, Luxembourg

¹ Important note on update status: The displayed date refers exclusively to the calculation of the NAV.

² The Mountain-View Data Fund Rating calculates a comparative ranking for funds using yield, volatility and trend data. For more information visit [MVD Funds Rating](#)

³ Displays the Ethical-Dynamical Ratio calculated according to standard criteria. The maximum value is 100. For more information visit [EDA](#)

Jupiter European Growth, Class A USD Acc HSC / LU1856138950 / A2JRMV / Jupiter AM Int.

Investment strategy

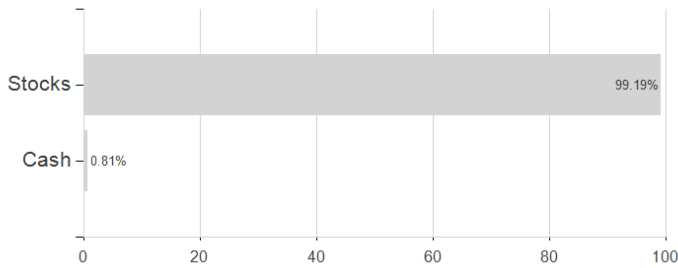
The Fund will invest primary in the shares and related securities of companies which have their registered office in Europe or exercise the predominant part of their economic activities in Europe (including UK), and which the Investment Manager considers to be undervalued or otherwise to offer good prospects for capital growth. The Investment Manager will adopt a primarily bottom up approach to selecting investments for the Fund.

Investment goal

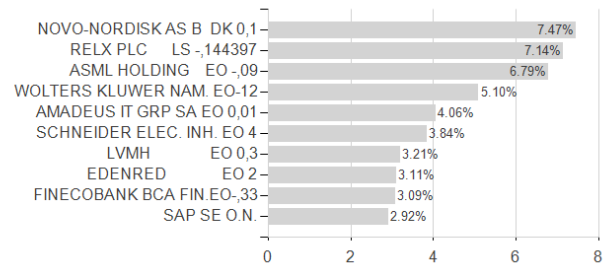
The Fund's objective is to achieve long term capital growth by exploiting special investment opportunities in Europe.

Assessment Structure

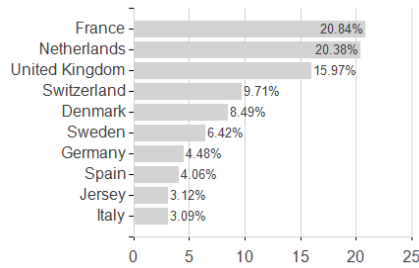
Assets



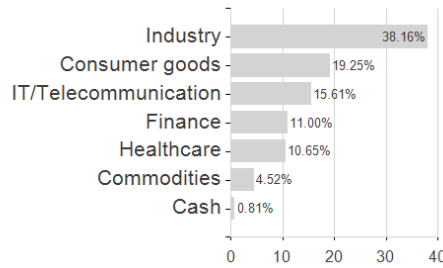
Largest positions



Countries



Branches



Currencies

